










**RECORD OF PROTECTED STRUCTURES**  
*as contained in the*  
**ATHLONE TOWN DEVELOPMENT PLAN 2014 – 2020**

The Record of Protected Structures (RPS) forms part of the Athlone Town Development Plan 2014-2020. The Council is obliged, under the Planning and Development Acts 2000-2010 as amended, to maintain a Record of Protected Structures and has had in previous Development Plans a Record of Protected Structures which were considered to be of merit. In the present Town Plan, the Council has added to the numbers of structures in this list following a survey carried out by the National Inventory of Architectural Heritage and Ministerial Recommendations for the addition of structures to the Record of Protected Structures.







The Record of Protected Structures includes structures of architectural, historical, archaeological, artistic, cultural, social, scientific or technical importance. The Record of Protected Structures in this Plan contains 233 structures registered as being of importance in Athlone Town.

## Record of Protected Structures







RPS No	Structure	Address	Photo	CDP 08-14	Description	Appraisal	NIAH No	NIAH Rating
001	Commercial building - Allied Irish Bank	Custume Place ABBEYLAND Athlone		12	Detached five-bay two-storey over basement Italianate palazzo-style bank building, built c.1855. Shallow hipped natural slate roof with overhanging eaves and modillioned cornice with guilloche decoration to frieze. Ashlar chimneystacks with cornices and clay chimney pots. Constructed of ashlar limestone, channelled on ground floor, with an ashlar string course at first floor sill level and projecting ashlar quoins to corners. Rock-faced limestone to basement. Round-headed openings in recessed arches to ground floor, square-headed openings with cut-stone architraves above. Central bay to first ...	<i>This very fine Italianate building is one of the best examples of its type in Ireland. It retains its original form, as well as its original fabric. This structure was originally built as The Provincial Bank and was designed by William G. Murray (1822-71), an eminent architect of his time. The construction of the bank attests to high quality stone masonry, particularly in the reserved cut-stone detailing, which contributes significantly to the architectural design quality of the composition. It is built in a very prominent site close to Shannon Bridge in what was the marketplace of Athlone fro...</i>	15000006	Regional
002	House - Fair Murtagh Solicitors	Custume Place ATHLONE Athlone			Attached two-bay two-storey house, built c.1870, extensively renovated c.1990. Now in use as offices. Pitched artificial slate roof with no chimneystacks. Cement rendered walls with square-headed openings with replacement windows and doors. Stucco hoodmouldings above first floor openings. Road-fronted.	<i>A modest structure which has lost most of its original fabric.</i>	15000007	Local
003	Storage building (part of bridge)	Bridge Street ATHLONE Athlone			Detached storage shed on square plan with rounded corners, built c.1844, incorporating pier and fabric of bridge originally constructed c.1570. Constructed of coursed limestone with limestone coping. Steel door to south elevation. Flight of cut limestone steps to immediate east. Located on east bank of River Shannon.	<i>An unusual and interesting historical fragment. This structure formed part of the pre-1844 Bridge of Athlone, originally built by Sir Henry Sidney in 1566, but altered many times and probably substantially rebuilt after the sieges of 1690 and 1691. Sidney's bridge was removed after the new bridge was constructed a short distance upstream in 1844 (15000010). The early bridge played an extremely important role in the development of Athlone as a thriving market town of considerable strategic importance. The surviving fabric appears to be of eighteenth/nineteenth century date but may well contain...</i>	15000009	Regional
004	Shannon Road Bridge	Custume Place Market Square ATHLONE AND Athlone			Four-arch Italianate-style road bridge over River Shannon, built between 1841 - 4. Constructed of ashlar limestone with ashlar detailing. Three broad segmental-headed arches to the east end having channelled voussoirs and projecting keystones, set on advanced piers with pilasters on square-plan and bullnose cutwaters. High ashlar limestone parapet with incised Greek key decoration, with projecting string course below at road level. Western most arch was originally a swivel bridge serving Shannon Navigation, now replaced by a fixed flat-headed arch constructed of reinforced concrete with an cast-...	<i>A broad and elegantly-composed bridge, which forms and attractive and imposing landmark in the centre of Athlone. The construction in ashlar limestone attests to high quality stone masonry. This bridge was built by the Shannon Navigation Company between 1841-4 to replace the bridge built by Sir Henry Sidney in 1566. The engineer and contractor responsible for the new bridge were John Rhodes and John McMahon respectively. The original swivel section to the west end of the bridge was constructed to allow the passage of steam boats and was intended to help Athlone develop into a major inland port...</i>	15000010	Regional
005	Athlone Public Library	Grace Road RANELAGH Athlone			Detached five-bay single-storey over basement former temperance hall, built in 1897, having a projecting single-bay gable-fronted entrance porch to the north end of the main façade (west) and a single-storey extension attached to the south end. Now in use as town library. Two-storey elevation to rear (east). Hipped natural slate roof with tall rendered chimneystack to the south end having ornamental clay chimney pots over. Main façade (west) has roughcast rendered walls with brick dressings and a brick eaves course. Three pairs of segmental-headed window openings with red brick block-and-start...	<i>An attractive and well-detailed public building, which retains most of its original form and fabric. The use of red brick dressings for effect and the small-paned fanlights are typical of the period and give an Arts-and-Crafts feel to the main elevation. It was reputedly built by the architect W.A. Tanner, the architect responsible for the designs of a number of terraced houses along the Ballymahon Road, Athlone. This building was the Town Hall from c. 1947 and, as such, is of social importance. This structure occupies a very prominent location on the west bank of the Shannon and makes a strong...</i>	15000011	Regional
006	SS Peter and Paul's Roman Catholic church	Market Square Grace Road RANELAGH Athlone		13	Detached three-bay double-height Roman Catholic church, built between 1932- 9, having copper-plated pitched roofs, a copper dome and with twin towers with clock faces flanking the pedimented entrance façade (south). Apsidal chancel to north. Towers surmounted by Doric Baroque campaniles crowned by octagonal towers and ogee copper domes with cross finials over. Projecting central bay to front façade (south) having single-storey tetrastyle Doric porch. Ground floor is constructed in Portland stone, ashlar limestone above. Façade richly decorated with Classical details including heavy cornices, st...	<i>This massive and extensively detailed church is a monumental statement on the confidence, power and the authority of the Roman Catholic Church in Ireland in the first decades after Independence. It is a superb essay in a Baroque style with various classical references, defined by strong horizontal lines and with planar layers of carefully designed facades. The whole composition, interior and exterior, is strongly handled with great mastery over spaces, materials and details. It is a triumph of twentieth century classicism by Ralph Byrne (1877-1946), a widely read architect who brought a range ...</i>	15000012	National
007	Athlone Post Office	Barrack Street RANELAGH Athlone			Detached five-bay single-storey post office, built c.1939, comprising a double-height three-bay central block flanked by lower two-bay wings to east and west. Flat roofs hidden behind raised limestone parapets, with cast-iron rainwater goods throughout. Constructed of ashlar limestone (cladding) with cut limestone detailing, including projecting string courses to side wings. Brick construction to side elevations. Three double-height round-headed openings set in round-headed recesses to central block, with slightly inset blocking course and raised copper lettering, reading 'Offig An Puist', and...	<i>This is an attractive example of twentieth century classicism with some late Art Deco influences, well-executed and retaining most of its original form and fabric. The cut-stone dressings and copper lettering are an attractive feature of the design and contribute an artistic dimension to the site. This building forms part an interesting group along with the garda station (15000014) and government offices (15000015) of similar date to the immediate west.</i>	15000013	Regional





## Record of Protected Structures

RPS No	Structure	Address	Photo	CDP 08-14	Description	Appraisal	NIAH No	NIAH Rating
008	Department of Social Welfare offices	Barrack Street RANELAGH Athlone			Detached seven-bay three-storey Government Offices, built c.1939, consisting of five-bay three-storey central block with single-bay two storey wings to east and west, and a projecting seven-bay single-storey block to centre of front façade. Flat roofs hidden behind raised parapets with stone coping, cast-iron rainwater goods. Constructed of red brick with ashlar limestone cladding to the advanced single-storey block and an ashlar limestone architrave to central stairwell opening of main three-storey block, rising height of building. Square-headed openings with replacement windows throughout. S...	<i>A prominent government building, in a subdued International Modern style with Art Deco elements to front block, which retains its original form and much of its original fabric. It represents a good example of the type of work undertaken by the Office of Public Works during the early years of the Irish Free State. The building is enlivened by the contrast between the red brick and the smooth ashlar finish to the projecting frontis block and to the central bay of the main block. Forms an interesting group of mid twentieth-century buildings along with the post office to the east (15000013) and th...</i>	15000014	Regional
009	Garda Station	Barrack Street RANELAGH Athlone			Detached ten-bay two-storey garda station, built in 1947. Consists of a nine-bay two-storey main block and a single-bay two-storey section set back from building line to east. Constructed of plain red brick with limestone plinth to base. Flat roof hidden behind parapet with limestone coping (check). Square-headed openings with replacement windows and stone sills (check), oculi opening to first floor on recessed bay. Square-headed doorcase with timber panelled doors to set-back end bay with elaborate limestone surround consisting of Ionic entablature supported on console brackets. Copper Garda...	<i>A large-scale, if rather plain, government building which retains its original form and massing. This building is enriched by the elaborate classical limestone doorcase which is of artistic merit and contrasts well with the plain red brick facade. This garda station represents a good example of the type of work undertaken by the Office of Public Works during the early years of the Irish Free State and is of social importance. Forms an interesting group of mid twentieth-century buildings along with the post office (15000013) and the social welfare office (15000014).</i>	15000015	Regional
010	House -now offices	Pearse Street ATHLONE AND Athlone		14	Detached two-bay three-storey house, built, c.1800. Now in use as offices. Part of a terrace when originally built. Pitched natural slate roof with projecting eaves course and rendered chimneystacks to each end. Smooth rendered finish to ground floor, roughcast above, separated by plain rendered string course. Square-headed openings with rendered reveals, two-over-two pane timber sliding sash windows and stone sills. Cast-iron window guard to ground floor window. Round-headed block-and-start doorcase with blocked architraves to east side of front façade having a modern timber panelled door and...	<i>An unusual house which retains many interesting, salient features. The fine block-and-start doorcase is of artistic interest. The asymmetrical layout of the windows and the large gap between ground and first floor windows suggests that this building may contain the fabric of an older structure. This attractive building, now somewhat isolated by the demolition of the rest of the terrace, is an important component of the architectural heritage of Athlone and adds to the historic character of the area.</i>	15000021	Regional
011	Corpus Christi Roman Catholic church	Ganly Place ATHLONE AND Athlone		15	Semi-detached Gothic Revival-style Church of Ireland church, built c.1840, now in use as Roman Catholic church (since 1992). Consists of three-bay bay nave with shallow single-bay chancel to west end, large gabled porch on rectangular plan and a belltower on square-plan to east (nave gable). Crenellated parapets to tower and porch. Pitched natural slate roof with bracketed eaves, raised gable verges with ashlar coping and cast-iron rainwater goods. Constructed of coursed limestone rubble with ashlar trim. Diagonally-set clasping buttresses to corners of porch and nave. Lancet windows with hood...	<i>A good early-Victorian Gothic Revival church with crisp ashlar detailing and an unusual combination of small belltower and large porch. It retains its original form and much of its original fabric and fittings. Built to designs by Joseph Welland (1798-1860), a noted church architect of his day. Welland was responsible for all Church of Ireland building projects in Ireland from 1843. This church is built on the site of the Priory of SS Peter and Paul, built c. 1200, and then a Church of Ireland church built in 1804 and later demolished to make way for present edifice. It is possible that this p...</i>	15000023	Regional
012	House (15, Pearse Street)	Pearse Street Ganly Place ATHLONE AND Athlone			End-of-terrace two-bay two-storey house, built c.1860, renovated c.1995. One of a pair with no. 19. Pitched natural slate roof with projecting eaves course and a shared rendered chimneystack with clay chimney pots over. Smooth rendered walls with light ashlar lining and raised block quoins to north. Square-headed window openings with replacement windows. Square-headed doorcase with replacement timber panelled door to south end of front façade. Street-fronted.	<i>A modest two-storey house, typical of those constructed during the middle of the nineteenth century. The ground floor was used as a retail outlet until c.1980.</i>	15000032	Local
013	O'Sullivan's Insurances	Pearse Street ATHLONE AND Athlone		16	Terraced three-bay three-storey house with commercial premises to ground floor, built c.1840, with projecting two-bay single-storey extension to the front façade. Now in use as an office. One of a pair with no.23. Double-pitched artificial slate roof with projecting eaves course and a rendered chimneystack to the north end. Rendered walls to main building. Rusticated ashlar facing to extension with Doric pilasters, cornice and flat roof hidden behind raised parapet inscribed 'National Land Bank Ltd'. Square-headed window openings with one-over-one pane timber sash windows and stone sills, trip...	<i>An attractive middle-sized terraced building that retains much of its original fabric. The building is distinguished by the projecting ashlar limestone former bank front, which has subdued classical detailing and is of artistic merit. This extension was added to the building by the National Land Bank, c.1870. The building is an important component of the streetscape and is a monument to the commercial activity in Athlone during the mid-to-late nineteenth-century.</i>	15000034	Regional

## Record of Protected Structures







RPS No	Structure	Address	Photo	CDP 08-14	Description	Appraisal	NIAH No	NIAH Rating
014	Naylor's Pharmacy	Pearse Street ATHLONE AND Athlone		17	End-of-terrace three-bay three-storey house, built c.1840, renovated with shopfront added to ground floor c.1990. Now in use as a commercial premises with accommodation above. One of a pair with no.21. Double-pitched artificial slate roof with projecting eaves course and cast-iron rainwater goods. Rendered chimneystacks to the south end. Smooth rendered walls with square-headed openings having stone sills and replacement uPVC windows. Square-headed inset doorcase having a timber panelled door flanked by console brackets with acanthus decoration. Plain rectangular overlight above. Plinth wall w...	<i>An interesting mid-sized house which retains its original form and massing. This building is distinguished by the fine doorcase, which enhances the architectural value of the composition. Built as a pair with the house to the immediate north (15000034), this structure makes a positive contribution to the streetscape of Athlone.</i>	15000035	Regional
015	Athlone Court House	Pearse Street ATHLONE AND Athlone			Detached three-bay two-storey courthouse, rebuilt c.1916, on site of earlier court house built c.1835. Extensively renovated and extended, c.1995. Hipped slate roof with bracketed eaves. channelled rendered finish to the ground floor, smooth rendered above with Doric pilasters on square plan supporting an eaves pediment over. Raised block quoins to the corners. Square-headed openings with replacement windows. Wide segmental headed doorcase to the centre of front façade with modern doors having glazed surrounds. Central first floor window has a curved, metal balustraded balcony and flagpole. Se...	<i>This small well-proportioned court house has been heavily altered and extended in recent years. The pediment and bracketed eaves appear to be recent additions. This court house is built on the site of an earlier courthouse, marked on the first edition Ordnance Survey six-inch map, c. 1837, indicating a long running civic association with this site on Pearse Street.</i>	15000036	Local
016	House	Connaught Street ATHLONE AND Athlone			Attached two-bay three-storey house, built c.1770, with shopfront added c.1870. Now derelict. Pitched slate roof with rendered chimneystacks to either end. Smooth rendered with raised block quoins to the corners. Square-headed window openings to the upper floors having two-over-two pane timber sliding sash windows and cut stone sills. Wooden shutters with raised and fielded panels to the first floor window openings. Shopfront to ground floor removed and replaced by sheet metal doors. Small square-headed carriage arch to eastern most bay with timber double doors and stone wheel guards. Street-f...	<i>An interesting late eighteenth-century structure, which retains most of its original form and fabric. Of particular interest are the surviving raised and fielded shutters to the first floor windows, which are rare survivals and suggest that more of the original interior fittings might survive intact. According to local information this structure contained a public house known as 'The Welcome Inn' until c.1990. Despite the removal of the shopfront this building remains an attractive feature in the streetscape of Athlone and it contributes positively to the historic nature of Connaught Street.</i>	15000052	Regional
017	House (45, Connaught Street)	Connaught Street ATHLONE AND Athlone			Terraced three-bay three storey house, built c.1820. Renovated c.1940 with shopfront inserted. Now disused with living accommodation over. Pitched natural slate roof with large rendered brick chimneystacks to either end. Rendered walls with square-headed window openings with one-over-one pane timber sliding sash windows and stone sills. Square-headed doorcase to western most bay with replacement glazed timber door and with a plain overlight above. Plain timber shopfront, c.1940, with central door flanked by fixed pane windows over low stallrisers. Street-fronted.	<i>A well-proportioned if plain building, which retains its original form and most of its original fabric. It represents a good example of the buildings typically built in Irish towns during the first half of the nineteenth century. This modest structure remains an important component of the streetscape, contributing to the irregular streetline and varied roofscape of Connaught Street.</i>	15000058	Regional
018	House (47, Connaught Street)	Connaught Street ATHLONE AND Athlone			Terraced two-bay two-storey house, built c.1850, with shopfront added c.1890. Now disused. Pitched natural slate roof with clay ridge tiles, projecting eaves course and cast-iron rainwater goods. Rendered façade with raised rendered block quoins to the corners. Square-headed window openings with two-over-two pane timber sash windows and stone sills. Traditional shopfront to east end having timber pilasters supporting timber fascia with moulded timber cornice above. Panelled timber external shutters to shop window. Square-headed doorcase to shopfront with rectangular overlight, now boarded. Str...	<i>An attractive small-scale building which retains its original form and fabric. Of particular significance is the rare survival of a fine late nineteenth-century timber shopfront, which is of artistic merit. It is possible that more original early fittings remain to the interior. According to local information this building housed John Lennon's public house until c.1990. This building makes a significant contribution to the architectural heritage of Athlone and remains an important component of the streetscape.</i>	15000059	Regional
019	House (57, Connaught Street)	Connaught Street ATHLONE AND Athlone			Terraced two-bay two-storey house, built c.1900 and renovated c.1985. Pitched natural slate roof slates with cast-iron rainwater goods. Smooth rendered finish to the ground floor over a smooth rendered plinth, roughcast rendered walls to the first floor and block quoins to the corners at either end. Square-headed window openings having three-over-two pane timber sliding sash windows to the first floor openings, a six-over-six pane timber sliding sash window to the west end of the ground floor and a replacement window to the east end of the front façade at ground floor level. Wrought-iron sill ...	<i>A simple but appealing terraced house, which retains its early form and character. The use of contrasting rendered finishes to the front facade, the quoins to the corners and the channelled surrounds to the ground floor openings help to enliven the front façade and lends this building a presence in the streetscape above its modest scale. This modest structure remains an important component of the streetscape, contributing to the irregular streetline and varied roofscape of Connaught Street.</i>	15000063	Regional

## Record of Protected Structures







RPS No	Structure	Address	Photo	CDP 08-14	Description	Appraisal	NIAH No	NIAH Rating
020	McNeill's (65 Connaught Street)	Connaught Street  ATHLONE AND Athlone			Semi-detached two-bay three-storey gable-fronted former warehouse, built c.1800. Converted to residential use with ground floor public house, c.1900. Extensively renovated c.1985. Half-hipped natural slate roof with projecting eaves course. Rendered walls with rendered block quoins to corners. Square-headed openings with replacement uPVC windows. Simple square-headed doorcase with rectangular overlight above to the west side elevation. Modern single-storey pub front added to front elevation, c.1985. Stepped back from the streetline of Connaught Street, perpendicular to road.	<i>Interesting structure that has been extensively altered in recent years. The half-hipped roof and proximity to route of the military canal, constructed c.1757, suggests that this building may have been built as a warehouse.</i>	15000068	Local
021	House (69 Connaught Street)	Connaught Street  ATHLONE AND Athlone			Attached two-bay two-storey house, built c.1790, with shopfront added to ground floor c.1900. Now disused. Pitched natural slate roof with projecting eaves course, cast-iron rainwater goods and with chimneystacks to gable ends. Ruled-and-line rendered walls to the ground floor and lime roughcast rendered walls to the first floor. Square-headed window openings with one-over-one pane timber sash windows and stone sills. Square-headed doorcase with rectangular overlight to centre of ground floor, now boarded-up. Shopfront added to ground floor, c.1900, with rendered strip pilasters supporting tim...	<i>An attractive building which retains its original form and much of its original fabric. The lime roughcast rendering, the shopfront and the thick small slates are rare survivals. The high pitch of the roof suggests that this building has an attic storey, which has been obscured by the structures built to either side. This modest structure remains an important component of the streetscape, contributing to the irregular streetline and varied roofscape of Connaught Street.</i>	15000069	Regional
022	Noggin Inn House	Connaught Street Magazine Road ATHLONE AND Athlone			Corner-sited three-bay two storey house, built c.1800, converted to a public house with accommodation over c.1940. Now is use as private house. Pitched artificial slate roof with projecting stone eaves course and a rendered chimneystack to party wall with structure to east. Pebbledashed finish to walls over smooth rendered plinth. Square-headed openings with replacement windows. Round-headed cut-stone Ionic doorcase with fluted lintel to centre of the front façade having a replacement timber door with a simple spoked fanlight above. Pub-front added, c.1940, having a triple fixed-pane window ...	<i>A well-proportioned modest-scale structure located in a prominent site at the junction of Connaught Street and Military Road. The finely detailed cut-stone Ionic doorcase is of artistic significance. Although now altered, this building remains an important component of the streetscape, contributing to the irregular streetline and varied roofscape of Connaught Street.</i>	15000070	Local
023	Parochial House	The Batteries  BELLAUGH Athlone			Detached four-bay two-storey house on L-shaped plan, built c.1890, refurbished c.1985. Modern single-bay porch with a hipped roof over to the corner of the 'L'. Now in use as a presbytery. Constructed of squared coursed limestone rubble with roughly dressed limestone trim. Steeply pitched artificial slate roofs with overhanging eaves and a rendered chimneystack to the north-facing gable. Square-headed window openings with dressed limestone surrounds, stone sills and replacement windows. Square-headed doorcase behind modern glazed porch. Set in own grounds with modern single-storey flat-roofed ...	<i>An attractive, if plain, building constructed in good quality limestone masonry with minimal detailing. This structure does not appear to have been originally built as a presbytery. It was known as 'Fort Hill' until after 1952 (Ordnance Survey) and its proximity to the batteries suggests that this may have been built as the residence of someone involved with the military. This structure is located in a conspicuous location on elevated ground to the west of Athlone and makes a strong contribution to the historic nature of the area. The cut stone gate posts and cast-iron gates to the east comple...</i>	15000092	Regional
024	Riverdale House	Clonoun Road  BELLAUGH Athlone			Detached three-bay two-storey house on L-shaped plan with dormer attic, built c.1904, with single-bay two-storey advanced bay over entrance. Now in use as bed and breakfast accommodation. Pitched artificial slate roofs with overhanging eaves, simple bargeboards and rendered chimneystacks. Constructed of rusticated rock-faced concrete blocks, pebble-dashed at attic level to gables. Square-headed openings with decorated lintels and replacement windows. Smooth rendered single-storey canted bay window to northern most bay. Round-headed doorcase with timber panelled door. Set back from road in own ...	<i>An interesting house of picturesque appearance retaining much of its original form and character. It is constructed using rusticated concrete blocks and represents an early example of construction using this building material. The concrete blocks are used in a artistic fashion, almost as a replacement for rock-faced masonry. The attractive boundary walls complete the composition and enhance the visual appeal and character of the site.</i>	15000113	Regional
025	House	Connaught Street  ATHLONE AND Athlone			Terraced three-bay two-storey house, built c.1880. Double-pitched natural slate roof with clay ridge tiles and red-brick chimneystacks with terracotta chimney pots. Brick pie-crust cornice at eaves level. Constructed of red brick with yellow and black brick string courses and flush yellow brick quoins to the corners. Segmental-headed window openings with yellow and blue brick voussoirs and one-over-one timber sliding sash windows. Segmental-headed doorcase with timber panelled door and plain overlight. Road-fronted.	<i>An attractive and well-maintained terraced house which retains most of its original form and fabric. The polychromatic brickwork is a notable feature and this adds significantly to the picturesque character of Connaught Street.</i>	15000127	Regional



## Record of Protected Structures







RPS No	Structure	Address	Photo	CDP 08-14	Description	Appraisal	NIAH No	NIAH Rating
026	House	Connaught Street  ATHLONE AND Athlone			Terraced two-bay two-storey house, c.1800, with traditional shop front inserted to ground floor c.1900. Renovated c.1960. Pitched artificial slate roof with projecting eaves course and rendered chimneystack shared with building to the east. Ruled-and-line rendered walls to the ground floor with roughcast rendered finish above. Square-headed window openings with cut stone sills and one-over-one timber sliding sash windows to first floor and replacement timber casement window to ground floor (shop window) window opening. Timber shopfront with timber pilasters supporting timber fascia board with ...	<i>A modest terraced building which retains much of its early form and fabric. The traditional timber shopfront to the ground floor is an important feature, which add variety and incident to Connaught Street. Such shopfronts are now becoming rare in Irish towns making this a significant survival.</i>	15000129	Regional
027	Auburn House	Connaught Street  ATHLONE AND Athlone			Terraced two-bay three-storey house, built c.1810. Now in use as offices. Pitched natural slate roof with projecting eaves course and with a rendered chimneystack to the east end. Roughcast rendered walls over smooth rendered plinth. Square-headed openings with cut stone sills with two-over-two pane timber sliding sash windows to first and second floor openings and a replacement uPVC window to the ground floor having a cast-iron window guard. Round-headed doorcase to west end of front façade with cut stone block-and-start surround and replacement timber panelled door having a plain fanlight ab...	<i>An attractive and well-proportioned three-storey house which retains most of its early form and fabric. The simple block-and-start doorcase and the cast-iron window guard to the ground floor window are interesting features. This building is the best surviving example from an original terrace of four buildings, the others having been extensively renovated with the loss of original character. This building contributes to the historic nature of Connaught Street and is an important component of the streetscape.</i>	15000138	Regional
028	B's Print and Design	Connaught Street  ATHLONE AND Athlone			Terraced two-bay three-storey with attic level house, built c.1840. Extensively renovated c.1960 with mosaic tiled shopfront added to ground floor. One of a pair with building to east (No. 6) having a shared segmental-headed carriage-arch to the centre. Pitched artificial slate roof with projecting eaves course and a rendered chimneystack to east gable. Rendered walls to ground and first floor walls and roughcast rendered finish over to the second floor. Square-headed openings, widened on first floor, with replacement windows. Square-headed window to the east gable end at attic level. Square-...	<i>A substantial mid-terraced property, which was been heavily altered in recent years with the loss of much original fabric. The 1960s mosaic tile shopfront is an interesting and noteworthy feature, Shopfronts of this date and type are now becoming rare in Irish Towns. This building is an attractive feature on Connaught Street and adds to the varied roofline of this important routeway into Athlone from the west.</i>	15000159	Local
029	Window Style (17, O'Connell Street)	O'Connell Street  ATHLONE AND Athlone			Terraced four-bay three-storey house, built c.1840, with shopfront added c.1910. Building renovated c.1995. Pitched natural slate roof with projecting eaves course, cast-iron rainwater goods and rendered chimneystacks to either end. Ruled-and-line rendered walls with painted quoins and plinth. Square-headed window openings with replacement windows. Square-headed doorcase to east end of main façade with a glazed timber door with overlight above. Modern traditional style shopfront incorporating timber consoles and fascia from older shopfront c.1910. Road fronted.	<i>A substantial commercial premises occupying an important site at the junction of Connaught Street and Pearse Street. The irregular spacing of the openings to the eastern-most bay suggests that this building may have been extended to the east. The survival of elements of an early twentieth-century timber shopfront is a noteworthy feature and the carved timber consoles are of artistic merit. This building represents an interesting example of how large shopfronts were inserted into existing buildings in the late nineteenth and early-twentieth centuries. An important and imposing component of th...</i>	15000161	Regional
030	House (11, O'Connell Street)	O'Connell Street  ATHLONE AND Athlone			End-of-terrace three-bay three-storey house, built c.1830. Now is use as offices with private accommodation above. Pitched artificial slate roof with a projecting eaves course and with rendered chimneystacks to either end. Smooth rendered finish to the ground floor and roughcast rendered above to the upper floors with rendered block quoins to corners. Square-headed window openings with rendered reveals, cut stone sills (first and second floors) and one-over-one pane timber sliding sash windows. Wrought-iron guards to ground floor windows. Central square-headed doorway having channelled rendere...	<i>A well-proportioned and attractive building which retains its early form and much of its early fabric. It dates from the early-to-mid nineteenth-century, a time of relative economic prosperity in Athlone. The channelled surrounds to the doorcase are an unusual and noteworthy feature. This plain yet substantial building remains and important component of the streetscape and adds to the historic nature of Connaught Street.</i>	15000163	Regional
031	House (9, O'Connell Street)	O'Connell Street  ATHLONE AND Athlone			Terraced four-bay two-storey house, built c.1820. Now is use as a commercial premises with accommodation over. Pitched artificial slate roof with projecting eaves course and with shared rendered chimneystacks to either end. Ruled-and-line rendered walls over rendered plinth. Square-headed window openings with cut stone sills and one-over-one timber sliding sash windows. Single casement window above door to first floor. Round-headed doorcase with rendered hoodmould over, inset brick rebated surrounds and replacement door with overlight above. Cut limestone steps to base of door. Road-fronted.	<i>An unusual house that retains its early form and character. The brick rebated door surround is a later feature but it fits in well with the earlier original fabric. The rendered hoodmoulding over the doorway is a noteworthy feature that enlivens the front façade of this otherwise plain building. This structure is an integral feature of the streetscape and continues to make a positive contribution to the historic nature of Athlone.</i>	15000164	Regional

## Record of Protected Structures







RPS No	Structure	Address	Photo	CDP 08-14	Description	Appraisal	NIAH No	NIAH Rating
032	Training for Employment (15, O'Connell Street)	O'Connell Street ATHLONE AND Athlone		18	Terraced two-bay two-storey former National Bank premises, built in 1836. Later in use as a Bishop's residence c.1855 and now in use as employment services centre. Cut stone shopfront to bank consists of four Ionic columns (with fluted necking) supporting an entablature over (acting as the fascia) having a moulded cornice with modillions above. Pitched artificial slate roof with a projecting eaves course and cast-iron rainwater goods. Rendered chimneystacks to the centre and the west end. Ruled-and-line rendered walls over cut stone plinth having an incised benchmark. Square-headed window open...	<i>A modest two-storey building, which is distinguished by an elaborate cut-stone classical-style shopfront, which is of artistic merit. This interesting structure was later used as the Bishop's residence in the mid nineteenth-century. The presence of an incised benchmark, dating from the 1830s when the Ordnance Survey was carrying out the original survey work for the six-inch series of maps, is of scientific interest. This building is an important component of the historic character of O'Connell Street and an important element of the built heritage of Athlone.</i>	15000165	Regional
033	Houses/apartments (15 O'Connell Street)						15000166	Local
034	Houses	Deer Park Road ATHLONE AND Athlone		19	Pair of semi-detached buildings, built c.1849. Originally built as a national school but in use as private dwellings since c.1925. Hipped natural slate roof with a projecting eaves course and with a shared rendered chimneystack to centre. Constructed of roughly coursed limestone rubble with ruled-and-lined render over. Render removed to eastern building. Flush cut stone quoins to corners. Square-headed window openings with cut stone sills and replacement windows. Square-headed doorcases with replacement doors with glazed surrounds to outer bays on both buildings. Round headed arch in screen wa...	<i>These modest buildings retain their early form despite the removal of much of the original fabric in recent years. The carved stone plaque and the stone quoins to the corners are interesting features. These buildings were originally constructed as a National School in 1849. This school was closed in 1925 when the Dean Kelly Memorial School was opened at the Batteries in 1925. The school had 121 pupils in 1868. The presence of two buildings with separate entrances suggests that these were originally separate 'boys' and 'girls' schools. This practice was common in the Victorian period with its s...</i>	15000172	Local
034	Houses			19			15000172	Local
035	St. Aloysius School	Deer Park Road ATHLONE AND Athlone			Detached three-bay two-storey over basement house, built c.1820. Originally part of a distillery and brewery complex but in use as a second level school since c.1960. Shallow hipped natural slate roof with overhanging eaves and two rendered chimneystacks to the centre. Roughcast rendered walls with square-headed window openings with cut stone sills and eight-over-twelve pane timber sliding sash windows. Central segmental-headed cut stone tetrastyle Ionic doorcase with timber glazed door, sidelights and a replacement fanlight above. Doorcase reached by flight of cut stone steps flanked by low w...	<i>A substantial composition of balanced Georgian proportions and symmetry and retains its original form and character. The finely carved Ionic doorcase is a noteworthy feature and is of artistic merit. A 'porter' brewery was sited in the grounds of this house during the late eighteenth and/or early nineteenth-century. This later became the River Shannon Distillery in 1823. This distillery was out of use by 1855 and described as 'ruinous' in 1874. The house was probably originally built by a prosperous merchant associated with the brewery or the later distillery. The house is set in extensive mat...</i>	15000174	Regional
036	House	O'Connell Street ATHLONE AND Athlone			Terraced three-bay three-storey over basement house, built c.1775. Pitched natural slate roof with a projecting eaves course, cast-iron rainwater goods, cast-iron rooflights and a single rendered chimneystack shared with adjacent building to west (15000206). Ruled-and-line rendered walls with raised block quoins to east end. Square-headed window openings with cut stone sills and one-over-one pane timber sliding sash windows. Altered (widened) ground floor opening with replacement casement window. Replacement timber door set in square-headed recess to east end of main elevation. Road-fronted.	<i>This substantial house, originally built has part of a formal terrace, retains its character and form. The massive chimneystack suggests that this building was constructed during the mid-to-late eighteenth-century. Pleasantly proportioned, this building could be transformed by a sensitive restoration and remains an important component of the streetscape of O'Connell Street.</i>	15000205	Regional









## Record of Protected Structures

RPS No	Structure	Address	Photo	CDP 08-14	Description	Appraisal	NIAH No	NIAH Rating
037	Cut and Shape	O'Connell Street  ATHLONE AND Athlone			Terraced five-bay three-storey house, built c.1775, with a modern shopfront to ground floor. Now in use as commercial premises with accommodation over. Pitched artificial slate roof with a projecting eaves course and a rendered chimneystack. Smooth rendered finish to the ground floor, roughcast rendered walls to the first and second floors with smooth rendered margins to either end. Square-headed window openings with replacement windows. Central square-headed doorcase with plain overlight flanked by modern shopfronts. Road-fronted.	<i>This substantial house, originally built has part of a formal terrace, retains its original massing despite the loss of most of its original fabric. The proportions of this building suggest that it was originally built as two separate structures, later amalgamated into a single property. The massive shared chimneystack and steeply pitched roof suggests that this building was constructed during the mid-to-late eighteenth-century.</i>	15000208	Local
038	Lotus Takeaway	Pearse Street  ATHLONE AND Athlone			End-of-terrace two-bay three-storey house, built c.1810, largely rebuilt c.1995 with modern shopfront to ground floor. Now in use as commercial premises with accommodation over. Pitched artificial slate roof. Rendered walls with block quoins to the west corner. Square-headed window openings with replacement windows. Round-headed block-and-start doorcase to western bay with modern raised and fielded timber panelled door and spoke fanlight above. Road-fronted.	<i>A plain but substantial house that retains a pleasant scale and massing despite the loss of original features in recent years. The fine block-and-start doorcase is a noteworthy feature on Pearse Street.</i>	15000222	Local
039	House	Connolly Street  ATHLONE AND Athlone			End-of-terrace two-bay three-storey building, built c.1840, possibly incorporating the remains of an earlier structure. Now in use as private dwelling. Modern mono-pitched roof with overhanging eaves. Constructed of random rubble limestone with recent blockwork to upper floor. Single segmental-headed opening to ground floor with fixed pane window and single square-headed opening with brick surround to first floor with one-over-one pane timber sliding sash window to first floor. Segmental-headed door opening with sheeted timber door to north end of façade. Road-fronted with yard to rear.	<i>An unusual building in a typical terrace that may incorporate the fabric of a earlier structure. Connolly Street is built on the line of earthen ramparts that were constructed in 1650s and indicated on Philips map in 1685, so it is possible that this building contains fabric from this time.</i>	15000229	Local
040	House	Bastion Street  ATHLONE AND Athlone			Terraced two-bay two-storey terraced house, built 1880, with modern shopfront to ground floor. Now in use as a restaurant. Built as a pair with building to the east (15000418). Pitched artificial slate roof with rendered chimneystacks. Smooth rendered walls with a moulded string course rising over first floor window openings to form dripstones. Segmental-headed window openings to first floor with one-over-one pane timber sliding sash windows. Square-headed doorcase to east bay with timber door with overlight above. Road-fronted.	<i>This house, despite alterations in the late-twentieth century, retains its original balanced form to the upper floor, together with an attractive rendered string course detail that enlivens the front facade. This house is an important component of the streetscape of Bastion Street and forms an attractive pair with the building to the east (15000418). These two structures may have been originally constructed as a single building.</i>	15000238	Local
041	House (7 Chapel Street)	Chapel Street  ATHLONE AND Athlone			A pair of two-bay two-storey houses, built c.1890. Pitched slate roof with rendered chimneystacks having red brick detailing to either end (shared with adjoining properties). Constructed of red brick with a flush yellow brick plat band and voussoirs over first floor windows and a rendered plinth to base. Paired segmental-headed windows to outer bays at ground floor, separated by a cast-iron mullion and with decorative lintels over. Square-headed openings to the first floor, all now with replacement windows. Segmental-headed doorway to the inner bays with timber panelled doors having overlights...	<i>An attractive pair of late nineteenth-century houses, which retain their original form and character. These houses display some decorative invention using basic materials, such as the use of two-tone brick and the cast-iron columns to the ground floor windows. These houses represent two of the best surviving examples of a terrace of ten properties and are an important component of the streetscape.</i>	15000256	Local
042	House (5 Chapel Street)						15000256	Local

## Record of Protected Structures







RPS No	Structure	Address	Photo	CDP 08-14	Description	Appraisal	NIAH No	NIAH Rating
043	House (19 Chapel Street)	Chapel Street  ATHLONE AND Athlone			Terraced two-bay two-storey house, built c.1890. Pitched slate roof with a (shared) rendered chimneystack with red-brick detailing to the north end. Constructed of red brick with yellow brick flush plat band and voussoirs above first floor windows and a rendered plinth to the base. Paired segmental-headed window to ground floor, separated by cast-iron mullion with a decorative lintel over. Square-headed window openings to first floor, all now with replacement windows. Segmental-headed doorway to the south end having a glazed timber panelled door with overlight and a decorative lintel above. Ro...	<i>An attractive late nineteenth-century house, which retains its original form and character. This house displays some decorative invention using basic materials, such as the use of two-tone brick and the cast-iron columns to the ground floor windows. It represents one of the best surviving examples along a terrace of ten properties and is an important component of the streetscape.</i>	15000259	Local
044	House (23 Chapel Street)	Chapel Street  ATHLONE AND Athlone			End-of-terrace three-bay two-storey house, built c.1890, with an integral segmental-headed carriage-arch to the south. Pitched artificial slate roof with a (shared) rendered chimneystack having red brick detailing to north end. Constructed of red brick with yellow brick flush plat band and voussoirs above first floor windows and a rendered plinth to base. Segmental-headed window to the ground floor with decorative lintel over. Square-headed openings to the first floor, all now with replacement windows. Segmental-headed doorway having a timber panelled door with overlight and a decorative lintel...	<i>An attractive late nineteenth-century house, which retains its original form and character, despite the loss of some of its original fabric. This house displays some decorative invention using basic materials, such as the use of two-tone brick and the decorative lintels above the ground floor openings. The presence of a carriage-arch, the only one along a terrace of ten properties, adds additional interest to this property. It remains an important component of the streetscape.</i>	15000260	Local
045	Kin Khao Restaurant	Abbey Lane Grattan Row ATHLONE AND Athlone			Corner-sited attached five-bay three-storey warehouse, built c.1820. Renovated and converted to restaurant c.1990. Pitched slate roof with cast-iron rainwater goods. Constructed of random rubble masonry with roughcast render over. Square-headed window openings, irregularly spaced, with replacement timber casement windows. Small window openings to third floor. Square-headed doorcase to centre of Abbey Lane façade with replacement door with modern timber canopy over. Road-fronted.	<i>An attractive building which retains its industrial feel and massing despite recent conversion to a new use. The uneven walls and irregularly spaced openings lend this structure a vernacular quality. It is unusual to find an industrial building still surviving so close to the centre of an Irish town and it is an important element of the industrial heritage of Athlone.</i>	15000276	Regional
046	Scoil Naisiunta Nn. Peadar Agus Pol	Excise Street Abbey Lane ATHLONE AND Athlone			Detached seven-bay two-storey national school, dated 1934, having a central projecting Doric entrance porch with broken pediment over to the main elevation (south). Hipped natural slate roof with a central copper cupola surmounted by a copper cross finial. Cement rendered walls with moulded architraves to window openings, raised rendered block quoins to the corners and a rendered eaves cornice. Square-headed window openings with replacement uPVC windows. Square-headed doorway to entrance porch having timber panelled double doors, an architraved surround, multi-paned overlight over and with a d...	<i>An attractive school with classically-inspired proportions and detailing that survives with its original form and character intact. Classical-style school buildings were the norm in State-sponsored projects during the first years of the Free State. By the late 1930s the Modernist idiom became the preferred style for State-sponsored school buildings. The Doric doorcase and copper cupola are noteworthy features of artistic merit. This austere building, along with the boundary wall and railings, make a positive contribution to the streetscape of Athlone.</i>	15000280	Regional
047	The Left Bank Bistro	Fry Place Excise Street ATHLONE AND Athlone		38	End-of-terrace corner-sited single-bay three-storey house, built c.1806, with modern shopfront to ground floor. One of a terrace of four. Hipped roof, recently reslated, with modern rooflights. Rendered walls with raised block quoins to corners and block-and-start surrounds to openings, plinth to base. Segmental-headed window openings with replacement tripartite timber sliding sash windows. Modern shopfront to ground floor consisting of central square-headed doorcase with overlight and timber fascia over, flanked by fixed-pane shop windows. Road-fronted.	<i>An elegant building that survives with its early form and character intact despite the loss of some of the original fabric in recent years. Forms part of an important early nineteenth-century terrace with uniform design features such as the wide Wyatt-style windows with block-and-start surrounds. The wide windows are a feature more commonly found in urban settings in the south of the country and were a conscious move away from the older vernacular styles with small narrow fenestration. An attractive element of the streetscape located in the historic core of Athlone Town.</i>	15000286	Regional
048	House	Fry Place  ATHLONE AND Athlone		39	Terraced single-bay three-storey house, built c.1806. One of a terrace of four. Hipped roof, recently reslated, with modern rooflights and no chimneystacks. Rendered walls with raised rendered block quoins to upper floors to west end and a plinth to the base. Square-headed window openings to the ground floor with replacement six-over-six pane timber sliding sash windows to the first and second floors with tripartite timber sliding sash windows and block-and-start surrounds. Round-headed doorcase with limestone block-and-start surround to west end with replacement timber panelled door and plain...	<i>An elegant building that survives with its early form and character intact. Forms part of an important early nineteenth-century terrace with uniform design features such as the wide Wyatt-style windows with block-and-start surrounds. The wide windows are a feature more commonly found in urban settings in the south of the country and were a conscious move away from the older vernacular styles with small narrow fenestration. An attractive element of the streetscape located in the historic core of Athlone Town.</i>	15000287	Regional

## Record of Protected Structures







RPS No	Structure	Address	Photo	CDP 08-14	Description	Appraisal	NIAH No	NIAH Rating
049	Yates Pub	Fry Place  ATHLONE AND Athlone		40	Terraced single-bay three-storey house, built c.1806, with modern shopfront to the ground floor. Now in use as public house with accommodation over. One of a terrace of four. Pitched natural slate roof with rendered chimneystacks and cast-iron rainwater goods. Rendered walls with raised block quoins to corners and a plinth to the base. Shallow segmental-headed openings to the first and second floors with tripartite timber sliding sash windows having block-and-start surrounds. Modern shopfront to ground floor with fixed-pane windows with timber fascia over. Round-headed doorcase with limestone ...	<i>An elegant building that survives with its early form and character intact despite alteration to ground floor. Forms part of an important early nineteenth-century terrace with uniform design features such as the wide Wyatt-style windows with block-and-start surrounds. The wide windows are a feature more commonly found in urban settings in the south of the country and were a conscious move away from the older vernacular styles with small narrow fenestration. An attractive element of the streetscape located in the historic core of Athlone Town.</i>	15000288	Regional
050	Pavarotti's Restaurant	Fry Place  ATHLONE AND Athlone		41	End-of-terrace single-bay three-storey house, built c.1806, with restored shopfront to ground floor. Formerly premises of a branch of the Irish National Foresters. Now in use as restaurant with offices over. One of a terrace of four. Pitched natural slate roof with (shared) rendered chimneystack to the east end and cast-iron rainwater goods. Rendered walls with raised block quoins to the corners and a plinth to the base. Shallow segmental-headed openings to the first and second floors with tripartite timber sliding sash windows and block-and-start surrounds. Shopfront to ground floor consistin...	<i>An elegant building that survives with its early form and character intact. The early nineteenth-century Georgian shopfront, although restored, is a noteworthy feature and a very rare survival. This building forms part of an important early nineteenth-century terrace of uniform design with features such as the wide Wyatt-style windows with block-and-start surrounds. The wide windows are a feature more commonly found in urban settings in the south of the country and were a conscious move away from the older vernacular styles with small narrow fenestration. This building is of additional importa...</i>	15000289	Regional
051	The Square House	Castle Street  ATHLONE AND Athlone		20	Terraced five-bay two-storey house, built c.1830, having a modern shopfront to ground floor. Now in use as commercial premises with accommodation over. Originally two separate structures, later amalgamated. Pitched artificial slate roof with a projecting eaves course and cast-iron rainwater goods. Rendered walls with raised block quoins to corners. Square-headed window openings with cut stone sills and replacement uPVC windows. Segmental-headed doorway to the south end having a replacement timber paneled door, timber bracketed door frame and a tear-drop fanlight over. Channelled rendered surro...	<i>A substantial structure that retains its early form and massing despite recent alterations. The doorcase is a important survival and is of artistic merit. This building is part of a terrace of three-storey buildings of similar scale and massing and is an important part of the streetscape in the centre of the historic core of Athlone.</i>	15000314	Regional
052	The Riverside Inn	Castle Street  ATHLONE AND Athlone		21	Terraced four-bay three-storey house, built c.1830, now in use as public house with accommodation over. Pitched slate roof with rendered chimneystack. Change in roofline at chimneystack suggests that bay to south was originally part of adjoining building (15000316). Rendered walls with square-headed window openings. Modern timber shopfront to ground floor with square-headed doorcase to either end. Road-fronted.	<i>An attractive early nineteenth-century house and commercial premises which keeps the streetline and its historic character intact despite recent alterations.</i>	15000315	Local
053	St. Paul's	Castle Street  ATHLONE AND Athlone		22	End-of-terrace three-bay three-storey house, built c.1790, with modern shopfront and integral carriage-arch to ground floor. Now in use as a commercial premises with accommodation over. Pitched natural slate roof with two rendered chimneystacks and a projecting eaves course. Rendered walls with square-headed window openings having replacement windows. Shopfront with fixed pane windows and central square-headed doorcase to ground floor. Road-fronted.	<i>An modest building which has been altered on numerous occasions. The irregular fenestration and layout of chimneystacks suggests that this structure was extended to the west. The splayed corner to the west is an unusual feature.</i>	15000319	Local
054	Fernhill/Downton Hairstyles	Castle Street  ATHLONE AND Athlone		23	Terraced three-bay three-storey house, built c.1760, with modern timber shopfronts to ground floor. Originally two separate buildings, now amalgamated. Now in use as two commercial premises with accommodation over. Pitched natural slate roof with projecting eaves course and rendered chimneystack on T-plan to the east end. Rendered walls with rendered panel/former signboard between first and second floors. Irregular projection in façade to west end suggests incorporation of earlier structure/fabric. Square-headed window openings with cut stone sills and replacement casement windows. Modern shop...	<i>A substantial building which retains its early character despite recent alterations to the ground floor. The large chimneystack to the east end suggests an early date. The irregular fenestration and the presence of the projection in the front façade suggests that this building contains the fabric of earlier structure. This building remains an important component of the streetscape and adds to the historic nature of the area adjacent to Athlone Castle.</i>	15000320	Regional









## Record of Protected Structures

RPS No	Structure	Address	Photo	CDP 08-14	Description	Appraisal	NIAH No	NIAH Rating
055	Castle Inn	Main Street Castle Street ATHLONE AND Athlone		24	End-of-terrace, corner-sited, three-bay three-storey house, built c.1800, with two-storey return to Castle Street façade. Now in use as public house with accommodation over. Pitched artificial slate roofs with projecting eaves course and a rendered chimneystack to the north corner. Rendered walls with raised rendered block quoins to the north end of main façade. Modern string course at first floor level. Square-headed window openings with replacement uPVC windows. Modern shopfront to ground floor with square-headed fixed-pane windows flanked by square-headed doorcases with square-headed doorca...	<i>An interesting building which retains its importance to the streetscape despite recent alterations. The unusual profile of the chimneystack and north gable suggests that this building contains the fabric of an earlier structure, possibly one that was destroyed during the 1690/91 siege of the adjacent Athlone Castle. The long window openings on the return to Castle Street may be another early feature dating from this period. It remains an important component of the streetscape in the historic core of Athlone.</i>	15000322	Regional
056	House	Main Street  ATHLONE AND Athlone		25	Terraced three-bay three-storey house, built c.1800. Formerly in use as commercial premises and now in use as flat accommodation. Pitched natural slate roof with large rendered rubble limestone chimneystack to the north end. Rendered walls with square-headed window openings having cut stone sills and replacement uPVC windows. Ground floor altered with insertion of shopfront having altered square-headed openings with replacement uPVC windows and doorcases with uPVC doors. Road-fronted.	<i>An interesting building which retains its early massing and scale despite recent alterations. This building may contain the fabric of an earlier structure and remains an important component in the streetscape, located close to the historic core of Athlone.</i>	15000323	Local
057	Wallace	Main Street High Street ATHLONE AND Athlone		26	End-of-terrace corner-sited two-bay three-storey house, built c.1800, with shopfronts, c.1900, to the ground floor. Now disused. Hipped artificial slate roof with projecting eaves course, cast-iron rainwater goods and a rendered chimneystack to centre of High Street elevation. Ruled-and-line rendered walls with a pronounced batter to base. Square-headed window openings with cut stone sills and timber sliding sash windows. Square-headed doorcase to the north end of Main Street elevation having a timber panelled door and an overlight with margin glazing bars. Traditional timber shopfronts to Mai...	<i>An attractive house in a prominent position in the streetscape, which survives with its original character, form and fittings intact. The proportions of this house and the pronounced batter suggest that this structure may incorporate the fabric of an earlier building. The survival of the two simple traditional timber shopfronts is of particular interest. These shopfronts are probably of late nineteenth or early twentieth-century date and are based on a simplification of the classical formula of columns and entablature. Shopfronts such as these are becoming increasingly rare in Irish towns. Thi...</i>	15000324	Regional
058	House	Main Street  ATHLONE AND Athlone			Terraced two-bay three-storey house, built c.1830, now in use as offices. Pitched natural slate roof with overhanging eaves and (shared) rendered chimneystacks to either end. Rendered walls over plinth. Cast-iron tie-bar plates at first and second floors. Square-headed window openings with cut stone sills and one-over-one pane timber sliding sash windows. Round-headed doorcase with cut stone block-and-start surround with a timber panelled door having a plain fanlight over. Road-fronted.	<i>A modest urban terraced house that retains its scale, massing and importance to the streetscape despite recent renovations.</i>	15000326	Regional
059	House	Main Street  ATHLONE AND Athlone			Terraced single-bay three-storey house, built c.1830. Renovated c.1995. Pitched artificial slate roof with a shared rendered chimneystack in pitch to rear, set at angle, to the south end. Cement rendered walls with square-headed window openings having replacement casement windows. Round-headed doorcase to the south end with rendered block-and-start surround and a timber panelled door with plain fanlight over. Road-fronted.	<i>A modest urban terraced house that retains its scale, massing and importance to the streetscape despite recent renovations.</i>	15000327	Regional
060	House and shop - Remax Midland Properties	Main Street  ATHLONE AND Athlone			Terraced single-bay three storey house, built c.1830, now in use as commercial premises. Built as part of a pair with adjacent building to south (15000329). Pitched slate roof with projecting eaves course and a (shared) rendered chimneystack to south. Rendered walls with square-headed window openings and replacement windows. Round-headed doorcase with replacement timber door with plain fanlight over. Modern shopfront to the ground floor. Road-fronted.	<i>A modest urban terraced house that retains its scale, massing and importance to the streetscape despite recent renovations. The use of the single wide window reflects changing tastes away from the small narrow windows of earlier townhouses in the early nineteenth-century.</i>	15000328	Local

## Record of Protected Structures







RPS No	Structure	Address	Photo	CDP 08-14	Description	Appraisal	NIAH No	NIAH Rating
061	House - SMG Doyle King	Main Street  ATHLONE AND Athlone			Terraced single-bay three storey house, built c.1830, now in use as commercial premises. Built as part of a pair with adjacent building to north (15000328). Pitched artificial slate roof with projecting eaves course and a (shared) rendered chimneystack to north. Rendered walls with square-headed window openings, cut stone sills and replacement uPVC tripartite windows. Round-headed doorcase with replacement timber door having a plain fanlight over. Modern shopfront to the ground floor. Road-fronted.	<i>A modest urban terraced house that retains its scale, massing and importance to the streetscape despite recent renovations. The windows have modern glazing but retain the original tripartite rhythm. The use of the single wide window reflects changing tastes away from the small narrow windows of earlier townhouses in the early nineteenth-century.</i>	15000329	Local
062	Na Linte Bookseller	Main Street  ATHLONE AND Athlone			Terraced two-bay three-storey house, built c.1775, now in use as commercial premises with accommodation over. Pitched natural slate roof with a raised verge and a brick chimneystack to the south gable end. Evidence that a chimneystack was recently removed to north end. Rendered walls with square-headed window openings with cut stone sills and two-over-two pane timber sliding sash windows; two openings to first floor and one to second floor. Modern shopfront to ground floor incorporating remains of carved timber console brackets from earlier shopfront, c.1900. Road-fronted.	<i>An attractive terraced building that survives with its character, massing and many salient features intact. The unusually narrow front façade suggests that this building was built on a medieval house plot and possibly contains the fabric of an earlier structure. The shallow window reveals suggest a mid-eighteenth century date but the present timber sash windows are of late nineteenth date. This interesting building has great streetscape value and adds to the historic feel to the urban core of Athlone. Built on the site of the former medieval market place.</i>	15000330	Regional
063	Sean's Bar/Shines Hairdressers	Main Street  ATHLONE AND Athlone			Terraced three-bay two-storey former coaching inn, built c.1725, possibly containing the fabric of earlier buildings. Now divided into two separate commercial premises with accommodation over. Originally a two-storey building but second floor added at a subsequent date. Low pitched slate roof with brick chimneystacks to either end. Rendered walls with widely-spaced square-headed window openings having cut stone sills and replacement windows. Two modern shopfronts to ground floor with modern square-headed doorcases. Sean's Bar façade (south) has four fluted Ionic columns which were moved here l...	<i>An important and interesting building that may be of considerable antiquity. It was originally two floors in height but a third floor in brick was added later, probably during the first half of the nineteenth century. During renovations, c.1970, sections of wattle and mud partitions, possibly of seventeenth century date, were discovered on the first floor. The thick walls and the low floor to ceiling height is also indicative of an early date. The long narrow property boundaries to the rear may be the survival of medieval burgrave plots. This building is reputedly one of the oldest inns in the ...</i>	15000331	Regional
064	Liturgical Book Store	Main Street High Street/Fry Place ATHLONE AND Athlone			End-of-terrace corner-sited three-bay three-storey house, built c.1830, with modern shopfront to the ground floor. Pitched artificial slate roof with rendered chimneystacks to either end. Rendered walls with square-headed window openings having replacement one-over-one pane timber sliding sash windows. Chamfered corner at ground floor level to southwest end. Modern shopfront to ground floor consisting of central square-headed doorcase flanked by fixed pane display windows with reproduction timber fascia over. Square-headed doorcase to side (south) elevation. Road-fronted.	<i>A modest urban terraced house that retains its scale, massing and importance to the streetscape despite recent renovations. Occupies an important location at the junction of Fry Place and Main Street, close to the historic core of Athlone and the site of the medieval market place.</i>	15000333	Regional
065	House	Excise Street  ATHLONE AND Athlone		28	Detached three-bay three-storey house, built c.1810, with single-bay two-storey section to south end having an integral segmental-headed carriage arch. Extensively renovated from derelict condition in 1992 and extended to the rear to provide accommodation. Hipped natural slate roof with projecting cut stone eaves course and rendered brick chimneystacks to either end. Constructed of coursed random rubble masonry with flush dressed stone quoins to corners and having brick trim to openings. Originally rendered. North gable has been recently cement rendered with modern brick dressings to the winds...	<i>A handsome building of substantial scale that retains its character and form despite recent renovations. The limestone block-and-start doorcase is of artistic merit. The location of this house, close to the River Shannon, suggests that this structure may have been originally built by a prosperous local merchant during the early nineteenth-century, a period of economic boom in Athlone. It remains an important structure which adds to the architectural heritage of Athlone.</i>	15000338	Regional
066	Shannon Navigation House	The Quay  ATHLONE AND Athlone			Detached three-bay two-storey harbour master's house, built c.1900, now in use as private residence. Modern single-bay single-storey extension to rear (south). Pitched natural slate roof with decorative ridge tiles, cast-iron rainwater goods, rendered chimneystacks and overhanging eaves. Smooth rendered walls to ground floor and roughcast rendered above to first floor, separated by projecting rendered string course. Square-headed openings with one-over-one pane timber sliding sash windows and cut stone sills. Square-headed doorcase to east (river-facing) elevation. Small garden enclosure to ea...	<i>An attractive building which retains its early form, character and most of its early fabric. It forms part of an interesting group of structures associated with the former Shannon Navigation, which was built by The Shannon Commissioners between 1840 and 1849. The present building probably replaced an earlier structure, possibly a lock keeper's house, on the same site. It remains an attractive feature on the quays of Athlone.</i>	15000344	Regional

## Record of Protected Structures








RPS No	Structure	Address	Photo	CDP 08-14	Description	Appraisal	NIAH No	NIAH Rating
067	Quay/jetty	The Quay  ATHLONE AND Athlone			Shannon Navigation lock and sections of cut limestone quay/jetty walls, erected c.1844 and repaired c.1950. Cast-iron bollards and cast-iron hydraulic chain boxes to jetty walls. Inscribed plaques on chain boxes states read 'designed by T. Rhodes, Engineer, 1844 and manufactured by Bankier and Mackenzie, Engineers, Glasgow'. Stone plaque to site reads 'VR erected by Commissioners For The Improvement Of The Navigation of the Shannon, 1848'. Located on the west bank of the River Shannon adjacent to an associated lock keeper's/harbour master's house (15000344).	<i>This lock and ancillary works are an important part of the industrial heritage of Athlone. They were originally built as part of the Shannon Navigation works, which took place between 1840-9 with the intention of opening the Shannon to increased commercial traffic and trade. The Shannon Navigation was never really a commercial success due to the increased competition brought about by the construction of the railway to Athlone c.1851. These well-built and robust works are typical of the engineering projects of the Victorian Period and are an integral part of the industrial, economic and social...</i>	15000345	Regional
068	Le Chateau Restaurant	The Quay  ATHLONE AND Athlone			Detached double-height single-cell former Presbyterian church, built c.1860, having a modern single-storey extension to rear. Subsequently converted to a warehouse. Now in use as a restaurant. Steeply-pitched artificial slate roof with dormer openings. Roughly coursed limestone walls with render over. Pointed-arched opening to east gable with reticulated stone tracery with dripstone above. Circular opening to west gable with stone 'Star of David' tracery and brick surrounds. Modern square-headed openings elsewhere. Modern square-headed doorcase to east gable with timber double-doors. Located t...	<i>This former church retains its profile and a number of interesting features despite recent conversion to a new use. It was built to designs by E. P. Gribbon and remained in use until c.1950. The site is of social importance as a former church and is an important reminder of the Presbyterian community in Athlone. The cut limestone traceried windows are of artistic merit.</i>	15000347	Regional
069	Former canal warehouse	The Quay  ATHLONE AND Athlone			Semi-detached three-bay two-storey former canal warehouse, built c.1850. Converted to residential use c.1995. Pitched slate roof with brick chimneystacks to either end. Constructed of snecked limestone with (flush) limestone quoins to corners and brick trim to openings. Square-headed window openings with replacement windows. Wide segmental-headed opening to centre which has been partially infilled and contains modern doorcase with glazed surrounds. Road-fronted with courtyard to rear which was formally accessed through central carriage-arch.	<i>This well-built former warehouse is one of a number of structures in Athlone associated with the Shannon Navigation. High quality craftsmanship is reflected in the execution of the snecked limestone. The attractive use of contrasting pale limestone and red brick is typical of industrial buildings in the mid nineteenth-century and is an attractive feature in the streetscape.</i>	15000349	Local
070	12thC Norman fortress - King John's Castle	Market Place Castle Street ATHLONE AND Athlone		29	Freestanding Norman castle, built c.1210, consisting of a polygonal keep with early-nineteenth century machicolations surrounded by a thick rubble limestone curtain wall (on pentangular plan with pronounced base batter) having three polygonal bastions to north and east side facing over bridge and River Shannon. Largely rebuilt by British Army between c.1800-1827. In military ownership until 1970, now in use as a museum. Tower to Market Place elevation crowned by early-nineteenth century cast-iron water tank by Mallet of Dublin. Garderobe to northern part of curtain wall. Detached five-bay two-...	<i>An imposing structure that dominates the left bank of the River Shannon and originally defended the strategically important Shannon River crossing. It has played a central role in the history of Athlone and in the development of the street plan on the Connaught side of the town. The castle was originally founded by John De Gray in 1210 but the extant curtain wall and the bastion towers were originally built at the end of the thirteenth century. The castle was heavily damaged in the 1691 siege and by an accidental explosion in 1697. The castle was described as 'ruinous' in a number of eighteenth...</i>	15000352	National
071	Bronze bust (Count John McCormack)	Grace Road  RANELAGH Athlone			Freestanding bronze bust of the tenor Count John McCormack on white marble plinth, c.1970. Cast by artist Seamus Murphy. Erected on this site in 1984, the centenary of McCormack's birth. Located on west bank of River Shannon on Grace Road.	<i>An attractive bronze statue commemorating the life of the internationally renowned tenor Count John McCormack (14 June 1884 - 16 September 1945), who was born in Athlone. John Francis McCormack was the fourth of eleven children and was baptised in St. Mary's Church, Athlone on 23 June 1884. His father was employed in Athlone Woolen Mills. To many people the highlight of McCormack's Irish career was his singing of Cesar Franck's Panis Angelicus to the thousands who thronged Dublin's Phoenix Park for the 1932 Eucharistic Congress. He was much honoured and decorated for his services to the world ...</i>	15000386	Regional
072	Freestanding obelisk	Pearse Street  ATHLONE AND Athlone			Freestanding obelisk, c.1850, consisting of tapered cut limestone pillar set on stepped cut stone plinth on square plan. Re-erected on present site c.1985 to commemorate those buried in former graveyard to site. Located to rear of St. Peter's Church (15000023) in landscaped public gardens arranged c.1985.	<i>An attractive mid nineteenth-century obelisk. Commemorates site of former graveyard and is set in an landscaped public amenity to rear of St. Peter's Church (15000023), adding historical value to the site.</i>	15000396	Regional



## Record of Protected Structures

RPS No	Structure	Address	Photo	CDP 08-14	Description	Appraisal	NIAH No	NIAH Rating
073	Convent cemetery	Deer Park Road Lyster Street ATHLONE AND Athlone			Convent cemetery on irregular plan, opened 1858, having cast-iron grave markers and a cut limestone Celtic cross set within round iron railings on cut stone plinth. Surrounded by rubble limestone wall with Ward Boundary marker. Located to rear of Convent of Mercy (15000267).	<i>An interesting small graveyard associated with the Convent of Mercy (15000267). The boundary wall is a attractive feature in the streetscape and the inscribed Ward Boundary marker is of historical interest.</i>	15000398	Regional
074	Ventpipe	Deer Park Road Lyster Street ATHLONE AND Athlone			Freestanding cast-iron vent pipe, erected c.1885, consisting of cast-iron cylindrical shaft with splayed saw tooth-profiled parapet over fluted cast-iron base section. Located at junction in road to immediate south of rubble limestone boundary wall.	<i>This vent pipe, which is now disused, is a physical reminder of the development of public services and utilities in the late nineteenth-century in Athlone. The pipe now forms a subtle feature in the streetscape and is of some design merit, having been conceived as an aesthetic as well as functional item.</i>	15000399	Regional
075	Bollards	The Quay  ATHLONE AND Athlone			Series of five cast-iron bollards, erected c.1844. Set in section of modern paving adjacent to cut limestone quays built as part of Shannon Navigation Works (1840-49). Located to the north of the former Shannon Navigation lock (15000345). Inscribed 'Shannon Commission 1844'.	<i>These modest cast-iron bollards are an important part of the industrial heritage of Athlone. They are a discreet and attractive feature along the quays and are good examples of mid nineteenth-century mass produced cast-iron work. They were originally erected as part of the Shannon Navigation works, which took place between 1840-9 with the intention of opening the Shannon to increased commercial traffic and trade. The Shannon Navigation was never really a commercial success due to the increased competition brought about by the construction of the railway to Athlone c.1851.</i>	15000414	Regional
076	Bastion Gallery	Bastion Street  ATHLONE AND Athlone			Terraced three-bay two-storey house, built c.1880, with early shopfront to ground floor c.1920. Now in use as commercial premises. Built as a pair with building to the west (15000238). Pitched artificial slate roof with rendered chimneystacks. Smooth rendered walls with a moulded string course rising above first floor window openings to form segmental-headed dripstones over. Segmental-headed window openings to first floor with one-over-one pane timber sliding sash windows. Shopfront to ground floor having a central square-headed doorcase flanked by fixed-pane windows over a low plinth with mod...	<i>This house with attached commercial premises retains much of its original form and fabric. The survival of the simple early shopfront is of particular interest. The house is an important component of the streetscape of Bastion Street and forms an attractive pair with the building to the west (15000238). These two structures may have been originally constructed as a single building.</i>	15000418	Local
077	Postbox	Connaught Street  ATHLONE AND Athlone			Freestanding cast-iron pillar post box, erected c.1915, with moulded neck and domed cap with fluted edge. Road fronted on a corner site on footpath.	<i>An attractive item of early-surviving mass-produced cast-iron, simple in design with decorative detailing to the cap. It occupies a prominent corner site and contributes to the historic flavour of the streetscape. It is unusual in that it has no cipher, suggesting that it was removed later.</i>	15000419	Regional
078	Water tower	Battery Heights  BELLAUGH Athlone			Freestanding reinforced concrete water tower, erected c.1970, consisting of circular concrete reservoir/tank supported on ten splayed concrete supports with enclosed access staircase to central cylindrical shaft. Located in an elevated position close to Battery Heights.	<i>A substantial reinforced concrete structure that acts as a landmark in the locality. The splayed concrete supports lend this functional structure a sculptural appearance. Of technical and civil engineering interest on account of its intended function.</i>	15001016	Local

## Record of Protected Structures








RPS No	Structure	Address	Photo	CDP 08-14	Description	Appraisal	NIAH No	NIAH Rating
079	Boundary marker	Galway Road  BOGGANFIN Athlone			Freestanding limestone ward boundary marker, erected c.1820, inscribed with 'WD' and 'No. 4' to front face (south). Probable Ordnance Survey benchmark to head. Located on footpath.	<i>A subtle but interesting piece of street furniture. Ward boundary markers were erected in the early-to-mid nineteenth-century to identify the extent of territorial units/election constituencies for local government elections. The possible benchmark would date from the 1820s or 30s, when the Ordnance Survey was carrying out survey work in advance of the production of the first series of six-inch maps (Westmeath published in 1837-8).</i>	15001038	Regional
080	Postbox	Galway Road  BELLAUGH Athlone			Freestanding cast-iron pillar post box, c.1940, with raised "P&T" monogram to door and a shallow domed cap over with fluted edge capping. Located on concrete footpath.	<i>An attractive item of street furniture that represents an early-surviving artefact of mass-produced cast-iron ware. The Celtic-style 'P&amp;T' cipher is of interest as a subtle reminder of the promotion of a national identity following the establishment of the Independent State.</i>	15001069	Regional
081	Nos 2-7 Batteries	Battery Heights Gallows Hill BELLAUGH Athlone			Remains of extensive series of ramparts and batteries built by the British Army, c.1800. Now largely built over by a local authority housing estate, built c.1965. Ramparts constructed of earth and stone. No trace of any buildings remain. Located to the west of the town on elevated site.	<i>This overgrown site originally formed part of an extensive complex of batteries built by the British Army to defend against possible French invasion during the Napoleonic Wars, illustrating the strategic importance of Athlone in national defence.</i>	15001072	Regional
082	Bridge	Galway Line  BOGGANFIN Athlone			Single-span railway bridge over road, built c.1859. Consists of wrought-iron and steel panelled central span supported on piers constructed of rusticated rock-faced masonry. Built by the Midland and Great Western Railway Company - northeast pier inscribed and dated. Located adjacent to the former Mayo Railway Junction.	<i>A typically robust mid nineteenth-century railway bridge of considerable technical and civil engineering merit. It is built using the rock-faced masonry-style that is a typical feature of railway bridges constructed during the mid nineteenth-century. Originally constructed as part of the Midland and Great Western Railway Company's Athlone to Westport Quay line, which opened in February 1860 and closed in 1977.</i>	15003059	Regional
083	Wall	Galway Road  BELLAUGH Athlone			Section of limestone railway boundary wall with crenellated coping, built c.1860. Runs along south side of Grace Road.	<i>An substantial section of well-built limestone walling that remains an attractive feature on Grace Road. It was originally built as part of the Midland and Great Western Railway Dublin Broadstone to Galway line, which reached as far as Athlone by 1859. It is of technical merit and is a reminder of mid nineteenth-century railway engineering projects.</i>	15003065	Regional
084	Athlone Canal	Talbot Avenue Magazine Road CANAL AND BANKS Athlone			Canal, built c.1757, later is use as mill race c.1850. Now out of use and partially infilled to south. Runs from north to south on west side of town.	<i>This 2.5 km long canal was built by the Commissioners of Inland Navigation to bypass river shallows and open up the Shannon to trade and enterprise. These works marked the first attempts to make the River Shannon fully navigable at Athlone. This canal later belonged to the Grand Canal Company in 1804-10 but fell out of use following the completion of the Shannon Navigation works in the 1840s. It was used as a mill race by a corn mill, known as the Lock Mills, in the second half of the nineteenth century. The Athlone Canal originally cost £30,000 and was reputedly built by Thomas Omer, a noted D...</i>	15003129	Regional
085	No.1 Battery	Talbot Avenue  RANELAGH Athlone			Freestanding battery built by the British Army, c.1795, consisting of a ditch and two ramps forming two concentric rings. Constructed of earth and stone. Now derelict and overgrown and no trace of any buildings remain above ground. Located to the northern end of the town on the Connaught side of the River Shannon.	<i>This overgrown site originally formed part of an extensive complex of batteries built by the British Army to defend against possible French attack during the Napoleonic Wars, illustrating the strategic importance of Athlone in national defence. The battery is orientated in such a way as to allow artillery cover in the event of an attack from the west (Connaught).</i>	15003134	Regional

## Record of Protected Structures

RPS No	Structure	Address	Photo	CDP 08-14	Description	Appraisal	NIAH No	NIAH Rating
086	Stables, Abbey House	Coosan Road  ATHLONE Athlone			Detached five-bay two-storey stables, built c.1893, with hay loft, living quarters and coach house. Hipped slate roof with gable-fronted roof over half-dormer loading bay. Red brick chimneystack to centre. Roughcast rendered walls with square-headed window openings. Sheeted corrugated metal double-doors to southern bay. Square-headed doorcase with timber battened half door with simple overlight above to central bay. Set back from road at rear (southeast) of Abbey House (15004033) on the east bank of the River Shannon.	<i>A modest but attractive building retaining its original character and massing. Forms part of an interesting group of late nineteenth-century buildings with Abbey House.</i>	15004032	Local
087	Abbey House	Coosan Road  ATHLONE Athlone			Detached three-bay two-storey house on L-shaped plan, built c.1893. Hipped natural slate roof with projecting eaves course, cast-iron ogee-profile rainwater goods and two rendered chimneystacks. Roughcast rendered walls. Square-headed window openings with one-over-one pane timber sliding sash windows and cut stone sills. Segmental-headed doorcase with glazed timber double doors and plain overlight above. Set back from road in extensive landscape grounds on east bank over River Shannon. Pair of cut limestone gate piers with iron gates to the east and a outbuilding (15004032) to the southeast.	<i>A pleasant but plain late nineteenth-century house that retains its original form and fabric. Located in an attractive landscaped site adjacent to the Shannon River and just to the west of the remains of late-seventeenth century Observantine Franciscan church and convent (15004034), from which the house gets its name. This house was built for a Mr. Gleeson in 1893. The good quality gates to the southeast completes the setting.</i>	15004033	Regional
088	Franciscan Abbey (in ruinous condition)	Coosan Road Abbey Road ATHLONE Athlone			Detached three-bay double height Observantine Franciscan church on rectangular plan, built c.1690. In 'ruinous' condition since mid-nineteenth century. Coursed rubble limestone walls with quoins to corners and round-headed openings. Roof now gone. Set in extensive grounds with remains of graveyard with grave markers dating from the late -seventeenth century but majority are nineteenth century in date. The graveyard has been cleared of monuments which have been stacked up against walls of the abbey. Bounded on street frontage by limestone wall, built c.1815, with cut stone gateposts.	<i>An attractive and contemplative space which has been tidied up a little too much. The grave markers are of some artistic merit. The Franciscans originally arrived in Athlone in the 1230s. After a period of persecution in the sixteenth century a new residence was set up near Athlone in 1620. In 1687 a decision was taken that the Order would open a novitiate in Athlone and the building of the present church was started. According to documentary evidence the site of this church was an island at the time. The work was proceeding well in 1688, but the outbreak of the war in Ireland meant that con...</i>	15004034	Regional
089	Former house - Athlone Regional Technical College	Abbey Road Coosan Point Road ATHLONE Athlone		1	Detached five-bay two-storey former workhouse administration block, built 1841. Renovated c.1975 with one and two-storey extensions added to accommodate use as Regional Technical College, further extended 1996. Five large gabled dormer windows with decorative bargeboards to front façade. Pitched natural slate roof with rendered chimneystacks, central metal vent and cast-iron rainwater goods. Decorative bargeboards to gables. Constructed of dressed limestone with cut limestone drip labels over ground floor windows and a projecting ashlar string course at first floor level. Square-headed window ...	<i>This building was originally part of the Athlone Union Workhouse complex and was designed by George Wilkinson (1814-90) according to the standard workhouse plan and detail. It is very similar in appearance to the administration block in Mullingar, now St. Mary's Hospital (15309008). It is of historical importance for its associations with the Poor Law Unions and, particularly, with the Great Famine (1845-c.50). The building itself is of considerable design merit and the attractive stonework and Tudor detailing are picturesque features in the streetscape of Athlone. The survival of its planned ...</i>	15004036	Regional
090	Former morgue - Athlone Regional Technical College	Coosan Road  ATHLONE Athlone		2	Detached single-bay single-storey former workhouse morgue, built c.1841. Altered c.1980 for use as storage shed. Pitched slate roof with raised cement verges and clay ridge tiles. Constructed of coursed rubble limestone with loop hole window openings to the gable ends. Round-headed doorcase to north gable. Square-headed opening to street frontage (now blocked) was formerly used for moving coffins. Located to northwest of former workhouse administration block (15004036).	<i>A small but well-built structure that retains its original mass and character. Forms part of an important group of buildings associated with the former Athlone Union Workhouse.</i>	15004037	Regional
091	Former workhouse building - St. Vincent's Hospital	Coosan Point Road  ATHLONE Athlone		3	Detached thirteen-bay two-storey former workhouse, built c.1841, with advanced two-bay three-storey end pavilions creating H-shaped plan. Western end altered to accommodate fire station, c.1975. Now used as youth centre. Pitched natural slate roofs with rendered chimneystacks, sections of cast-iron rainwater goods and with decorative bargeboards. Constructed of coursed rubble limestone with flush cut stone quoins to corners. Square-headed window openings with yellow brick surrounds, cut stone sills and replacement windows. Square-headed doorcases with brick surrounds. Road-fronted to rear of a...	<i>This building was originally part of the Athlone Union Workhouse complex and was designed by George Wilkinson (1814-90) according to the standard workhouse plan and detail. It was designed to accommodate 900 people, cost £650 and closed as a workhouse in 1921. It is of historical importance for its associations with Poor Law Unions and, particularly, with the Great Famine (1845-c.50). The building itself is of considerable design merit and the survival of its planned form and much of its original fabric enhances the architectural significance of the complex.</i>	15004041	Regional
092	Former workhouse building - St. Vincent's Hospital	Coosan Road  ATHLONE Athlone			Semi-detached six-bay two-storey former workhouse building, built c.1841, with c.1975 single-storey chapel extension. Now in use as convent. Pitched natural slate roof with stepped rendered chimneystacks and decorative bargeboards to end gables. Pebbledashed walls. Square-headed openings with stone sills and a number of remaining two-over-two pane timber sliding sash windows. Located to rear of former Union Workhouse and now forming part of District Hospital.	<i>This substantial building was part of the original Athlone Union Workhouse complex, built to standard workhouse designs by George Wilkinson (1814-90). It may have been originally built as the workhouse infirmary. It largely retains its original form and character and is of historical importance.</i>	15004044	Regional



## Record of Protected Structures

RPS No	Structure	Address	Photo	CDP 08-14	Description	Appraisal	NIAH No	NIAH Rating
093	Former fever infirmary - St. Vincent's Hospital	Coosan Road  ATHLONE Athlone		4	Detached seven-bay two-storey former fever ward of union workhouse, built c.1841, subsequently in use as a nurses home. Renovated c.1985. Now derelict and out of use. Pitched natural slate roof with rendered chimneystacks and cast-iron rainwater goods. Remains of decorative bargeboards to end gables. Constructed of coursed rubble limestone with lime render over, now failing. Cut stone air wall vents. Square-headed window openings with brick surrounds, cut stone sills and remains of two-over-two pane timber sliding sash windows to first floor. Ground floor windows mostly blocked-up. Located to ...	<i>A simple mid nineteenth-century building that retains its original form and character despite its derelict condition. It is of historical and social importance as the former fever hospital associated with the Athlone Union Workhouse complex, built to standard designs by George Wilkinson (1814-90). The use of brick to the openings creates an interesting contrast with the local gray limestone masonry.</i>	15004046	Regional
094	Bridge	Coosan Road  ATHLONE Athlone			Single-arch railway bridge, c.1851, with rusticated limestone buttresses and voussoirs and random coursed limestone parapet (south). Northern parapet rebuilt in concrete blockwork with modern palisade fence above, c.1985. Located to northern end of the east side of Athlone Town.	<i>Good quality robust railway bridge with rusticated masonry, typical of mid nineteenth-century railway architecture. This attractive bridge is somewhat diminished by the replacement of the parapet and by the metal fencing. This bridge was originally built as part of the Midland and Great Western Railway Company's Dublin Broadstone to Galway line, which opened in 1851.</i>	15004053	Local
095	Athlone Waterworks	Coosan Road  ATHLONE Athlone			Detached four-bay single-storey pump house, built c.1900, with c.1925 flat-roofed extension to east. Hipped natural slate roof with corbelled brick eaves cornice and cast-iron rainwater goods. Constructed of coursed rubble limestone with brick quoins to corners. Segmental-headed window openings with brick surrounds to north elevation, square-headed to north. Square-headed doorcase with brick surrounds to south elevation. Set back from road in extensive waterworks complex.	<i>A robustly detailed and proportioned industrial building with large window openings creating a bright interior. The attractive use of gray limestone with red brick detailing creates an interesting appearance which is typical of the public architecture of the time.</i>	15004120	Regional
096	Shannon Railway Bridge	Grace Road  RANELAGH Athlone		5	Six-span wrought-iron railway bridge, built c.1850, resting on six pairs of iron Doric shafts, with the two widest spans over the river having latticed elliptical girders. The piers at either end are constructed of rusticated limestone. Located to the north of Athlone Town centre.	<i>This handsome bridge is a magnificent statement of the great Victorian period of industrial expansion and of the age of Brunel. It is one of the best examples of its type and date to be found in Ireland. It was built by the Midland Great Western Railway Company to serve the Dublin Broadstone to Galway line, and opened in 1851. The engineer on the project was G.W. Hemans and Fox Henderson and Co. were the principal contractors involved. Compressed air was used when sinking the cylinders to form the piers, the first time such a technique was used in Ireland. The middle section was originally de...</i>	15004129	National
097	Quay and slipway	Grace Road  RANELAGH Athlone			Riverside quay and slipway with entrance gates, built c.1852. Quay constructed of dressed limestone with dressed limestone steps and is surfaced with cobbles/setts. Remains of limestone mooring posts and cast-iron machinery/lifting gear to site. Gateway consists of four limestone piers on square-plan with limestone coping and cast-iron gates (double gates to centre flanked by single gates). Located on west bank of the River Shannon adjacent to main gates to Custume Barracks.	<i>A robustly built stone wharf and gateway associated with Custume Barracks. It was originally paid for by the Midland Great Western Railway Company as part of the compensation for the line of the new railway interfering with barracks land. This wharf is built on the bank of the Shannon is opposite a gate to the Custume Barracks (15004131), which suggests that it was built for troops to board river transport directly from the barracks. It remains an interesting and attractive feature on the west bank of the Shannon.</i>	15004130	Regional
098	Gateway, The Watergate	Grace Road  RANELAGH Athlone		6	Entrance gates to Custume Barracks, built c.1852, comprising a central pedimented carriage arch flanked by lower pedestrian entrances to either side. Built of channelled rusticated limestone (hammer finished) with smooth dressed impost bands and oversailing capstones. Cast-iron double gates to central opening flanked by single cast-iron gates to pedestrian entrances, all with decorative motifs of interlinked circles. Cast-iron lantern holder above central arch. Bounded on either side by coursed limestone walls with barrel coping. Located to the north of Athlone Town centre on the west bank of ...	<i>A superb example of a mid nineteenth-century neoclassical-style gate screen with excellent quality stonework and highly ornate metalwork. Drawings exist for this elaborate gateway, signed J. Constable 1850. It was originally paid for by the Midland Great Western Railway Company as part of the compensation for the line of the new railway interfering with barracks land. It is located adjacent to a jetty built at the same time (15004131) and it forms part of an important group of structures associated with Custume Barracks.</i>	15004131	Regional
099	Entrance gateway, Custume Barracks	Grace Road  RANELAGH Athlone		56	Main gateway to army barracks, erected c.1932, consisting of pair of channelled ashlar limestone piers on square-plan, flanked by sections of ashlar limestone quadrant walls with ashlar coping and pistol loop openings. Square-headed pedestrian opening set in round-headed recess to south. Wrought-iron gate to main entrance, timber door to pedestrian entrance. Gateway set in coursed rubble limestone wall surrounding Custume Barracks.	<i>This fine ashlar gateway is an attractive feature on Grace Road. It was erected on the present site on Grace Road in 1932 using stone salvaged from a dismantled caponiere. The former main entrance to the barracks was on the site of St. Peter and Paul's Cathedral (15000012) and had to be moved following the construction of this building in the early 1930s. It forms part of an important group of military-related structures associated with Custume Barracks.</i>	15004134	Regional

## Record of Protected Structures








RPS No	Structure	Address	Photo	CDP 08-14	Description	Appraisal	NIAH No	NIAH Rating
100	Water tower, West Station	Magazine Road  RANELAGH Athlone		7	Freestanding two-stage water tower on square-plan, built c.1890, having a wrought-iron water tower to top. Constructed of red brick with rock-faced limestone quoins to the corners, an ashlar limestone string course above ground floor level, a pulvinated string course below tank and a cut stone plinth to the base. Blind round-headed openings to the ground floor having cut stone detailing to heads. Blind round-headed oculi over to second stage having raised red brick surrounds. Located to the west of the West Station (15004151) and adjacent to the former engine shed (15004143) to the south of t...	<i>This water tower is an integral part of the West Station (15004151) complex and an important structure in its own right. This structure is well-detailed with ashlar, rock-faced and cut limestone trim and has a conscious architectural quality. This water tower probably dates to the late nineteenth-century and is not as elaborate detailed as its Italianate neighbour to the east (15004150). It was originally built to serve the Midland and Great Western Railway Company's Dublin Broadstone to Galway line and is an interesting reminder of the age of the steam railways.</i>	15004142	Regional
101	Engine shed, West Station	Magazine Road  RANELAGH Athlone		8	Detached ten-bay single-storey engine shed, built c.1858. Two-storey on road frontage to west. Pitched natural slate roof with cast-iron rainwater goods. Constructed of snecked limestone with brick detailing. Western gable (road-fronted) has Doric pilasters and entablature with brick and terracotta cornice and frieze above. Two blind round-headed recesses below to west end are mirrored by double round-headed openings with steel doors for trains on eastern side. Round-headed window openings to north elevation with brick surrounds. Located to west of former Midland and Great Western Railway Stat...	<i>This engine shed is part of the Athlone West Station and was built to designs by J. S. Mulvany (1813-70) for the Midland and Great Western Railway Company. This building is not merely a functional structure but has a consciously heroic architectural quality achieved through its scale and robust detailing. The contrast between the crisp snecked limestone and the brick and terracotta detailing creates and attractive appearance. Forms an interesting pair with the goods shed (15004146) to the north.</i>	15004143	Regional
102	Bridge	Magazine Road  CANAL AND BANKS Athlone			Triple-arched railway bridge carrying railway over canal (15003129) and road, built c.1851, consisting of central rusticated limestone section with limestone voussoirs and parapet over former canal tow-path, flanked to either side by steel/wrought-iron sections with wrought-iron handrails supported on rusticated limestone piers. Located to west of the West Station (15004150).	<i>The robust quality of the rusticated stonework gives a distinct architectural quality to this bridge, despite the recent replacement of the central metal sections. It forms part of an important group of railway structures associated with the West Station complex. This bridge was built by the Midland and Great Western Railway Company to serve the Dublin Broadstone to Galway line and replaced an earlier canal bridge on this site, which was designed by Thomas Omer in 1757.</i>	15004144	Regional
103	Goods shed, West Station	Magazine Road  RANELAGH Athlone		9	Detached single-storey former goods shed, built c.1851. Now disused. Hipped artificial slate roof with cast-iron rainwater goods. Constructed of snecked limestone with brick and terracotta detailing. Two blind round-headed recesses below to west end separated by Doric pilasters. Round-headed window openings to south elevation with brick surrounds. Located to west of former Midland and Great Western Railway Station and just to north of engine shed (15004143).	<i>This goods shed is part of the Athlone West Station and was built to designs by J. S. Mulvany (1813-70) for the Midland and Great Western Railway Company. This building is not merely a functional structure but has a consciously heroic architectural quality achieved through its scale and robust detailing. The contrast between the crisp snecked limestone and the brick and terracotta detailing creates and attractive appearance. Forms an interesting pair with the engine shed (15004143) to the south.</i>	15004146	Regional
104	Water tower, West Station	Grace Road  RANELAGH Athlone		10	Detached Italianate-style three-storey water tower, c.1851, on square-plan with wrought-iron tank to top. Constructed of ashlar limestone with ashlar string courses and detailing over rusticated limestone base. Round-headed openings to ground floor, Venetian window to first floor and round-headed openings to second floor, now all blocked. Located to the east of the West Station to the south of the start of the Shannon Rail Bridge (15004129).	<i>This is possibly the most ornate railway water tower in the country and is of monumental quality and scale. It is an integral part of the West Station complex and an important structure in its own right. This water tower was probably built to designs by J. S. Mulvany (1813-70), who designed the main station in a similar Italianate style a short distance to the west. It was originally built to serve the Midland and Great Western Railway Company's Dublin Broadstone to Galway line and is an interesting reminder of the age of the steam railways.</i>	15004150	Regional
105	Athlone Railway Station (West)	Grace Road  RANELAGH Athlone		11	Detached seventeen-bay two-storey Italianate-style railway station, built c.1851, with four breakfronts and four single-storey flanking porches. Closed in 1985 and now in use as offices and stores. Hipped, low-pitched, natural slate roof with overhanging eaves and ashlar limestone chimneystacks with heavy cornices. Constructed of snecked limestone with ashlar detailing including projecting string courses, sill course and Doric pilasters with Doric entablature over at eaves level. Square-headed openings to ground floor with timber sliding sash windows, round-headed window openings above to firs...	<i>An attractive railway station, on a complicated but symmetrical plan, that must rank as one of the most ambitious and richly decorated railway stations in Ireland. Its architectural design and detailing is of a very high standard and it exhibits high-quality craftsmanship in the dressing and detailing of the masonry. It survives in a good condition, despite the fact that it is no longer in use as a station. It forms the centrepiece of an important complex of mid nineteenth-century railway-related structures. It was designed by J. S. Mulvany (1813-70) for the Midland and Great Western Railway...</i>	15004151	Regional
106	Boundary walls, Custume Barracks	Grace Road  RANELAGH Athlone		48	Boundary walls to military barracks, built or rebuilt c.1860, having a number of ashlar limestone gateways at intervals along length. Constructed of coursed limestone rubble with sections of gun loops located close to the various entrances. Some sections of walling to the north have been removed and replaced by low limestone rubble wall with metal railings above. Surrounds Custume Barracks.	<i>This well-built and imposing boundary wall is an integral part of the Custume Barracks complex. The loop-holes, which were built for defensive purpose, are noteworthy features of historical importance.</i>	15004171	Regional

## Record of Protected Structures








RPS No	Structure	Address	Photo	CDP 08-14	Description	Appraisal	NIAH No	NIAH Rating
107	Barracks building, Custume Barracks	Grace Road  RANELAGH Athlone		51	Detached multi-bay two-storey barrack building on U-shaped plan, built c.1710. Hipped (steeply pitched) natural slate roof (graded) with projecting eaves course and rendered chimneystacks. Roughcast rendered walls over smooth rendered plinth. Square-headed window openings with block-and-start surrounds having triple stepped keystones over, chamfered jambs and timber sliding sash and casement windows. Square-headed doorcase with block and start surrounds and triple steeped keystones. Located to south end of Custom Barracks adjacent to Pump Square.	<i>This interesting and impressive range of buildings is amongst the earliest structures in Custume Barracks. It probably dates to the very first decades of the eighteenth century at the latest. The block-and-start openings with the chamfered jambs is a feature seen in the earliest Palladian work in Ireland and it has been suggested that Edward Lovett Pearce (1699-1733) may have had a hand in the design of this detail. This building forms part of a very important collection of military structures, dating from the late-seventeenth century to the early twentieth-century.</i>	15004177	National
108	Former riding school, Custume Barracks	Grace Road  RANELAGH Athlone		49	Attached two-storey former riding school, built c.1695. Steeply pitched (graduated) natural slate roof with projecting eaves and rendered chimneystacks. Roughcast rendered finish over rubble limestone masonry. Square-headed window openings with handmade red brick dressings, cut stone sills and variety of timber sliding sash windows, some of early-eighteenth century date and containing early glass. Square-headed doorcase with timber sheeted door with mouth organ overlight above. Interior divided into two large rooms. Located to south side of Custume Barracks close to pump square.	<i>The Riding School is a very important building dating to the late-seventeenth century and is amongst the earliest buildings in Custume Barracks. The steeply pitched roof and the low profile of the external walls give this building a rich historic character. The survival of the early roof structure and the early windows with early glass are of particular importance.</i>	15004178	National
109	Former fuel depot, Custume Barracks	Grace Road  RANELAGH Athlone		55	Attached three-bay single-storey building, built c.1830, having a projecting central bay. Formerly in use as a fuel depot, now in use as an office. Hipped natural slate roof with clay ridge tiles and overhanging eaves. Constructed of brick (English Garden Bond) with square-headed window openings, opening to central bay has remaining two-over-two pane timber sliding sash window, replacement windows elsewhere. Located to south of Custume Barracks and attached to the Riding School (15004178) to the west.	<i>A modest mid nineteenth-century building that forms part of an important group of military-related structures in Custume Barracks. It survives with its early form and much of its early fabric intact.</i>	15004179	Regional
110	Former Cavalry barracks building, Custume Barracks	Grace Road  RANELAGH Athlone		61	Detached seventeen bay three-storey cavalry barrack building, built c.1771. Later converted to officer's mess, c.1840. Hipped slate roof with rendered chimneystacks and cast-iron rainwater goods. Smooth rendered walls to ground floor, roughcast rendered above, separated by a plain ashlar string course. Square-headed window openings with limestone block-and-start surrounds having triple keystones and cut stone sills, all now with replacement windows. Central round-headed carriage arch with limestone block-and-start surrounds (now filled in). Round-headed doorcase with limestone block-and-start ...	<i>A very fine range of mid-eighteenth century buildings with a pleasing scale and symmetry. The limestone block-and-start surrounds are typical of the architectural detailing at the time and are of artistic merit. A grant of £3,400 was made available in 1766 for the construction of this building to accommodate three cavalry units. It was completed in 1771 and remains and integral part of an important group of military buildings within Custume Barrack.</i>	15004180	Regional
111	Former military hospital, Custume Barracks	Grace Road  RANELAGH Athlone		53	Detached ten-bay three-storey former military hospital, dated 1808. Now in use as infantry barracks. Pitched natural slate roof with raised verges, five rendered chimneystacks and cast-iron rainwater goods. Roughcast rendered walls with ashlar limestone quoins to the corners. Square-headed window openings with limestone block-and-start surrounds and cut stone sills, all now with replacement windows. Round-headed doorcases to third bay from either end with limestone block-and-start surrounds, replacement timber doors and plain fanlights over. Rendered wall with cast-iron railways to north side ...	<i>An attractive early nineteenth-century barrack building which survives with its original character and massing intact. It is typical of barrack buildings of the period in Ireland. The limestone block-and-start surrounds are a common feature of the mid-to-late-Georgian buildings in Custume Barracks and are of artistic merit. This hospital is said to have been originally built by French prisoners and remained in use as a hospital until 1968 when it was converted for use as infantry barracks accommodation for female soldiers. It remains an important component of Custume Barracks.</i>	15004181	Regional
112	Former stables, Custume Barracks	Grace Road  RANELAGH Athlone		46	Detached ten-bay single-storey former stables, built c.1875, with an advanced two-bay pedimented breakfront to the centre of the main facade. Now in use as administration building. Hipped natural slate roof with two hipped dormers to each end elevation. Built of dressed limestone with ashlar and red brick detailing. Ashlar corner pilasters with plain dentil block type detail under eaves and projecting ashlar string course at window springing level. Round-headed window openings in inset round-headed arches with red brick surrounds and timber sliding sash windows. Round-opening to pediment. Roun...	<i>An attractive and well-detailed building that retains its original character, massing and fabric. This building is very similar in appearance to a stable building in the West Barracks at Fermoy, Co. Cork. The use of gray limestone with contrasting red brick detailing creates an attractive appearance and it seems unusually ornate for a building used to stable horses. Forms an interesting addition to a important complex of buildings within Custume Barracks.</i>	15004182	Regional
113	Gateway, Custume Barracks	Grace Road  RANELAGH Athlone		64	Gateway, erected c.1780, comprising pair of ashlar gate piers on square-plan with ashlar coping and an integral segmental-headed arch with ashlar voussoirs over. Flanked to the south by a square-headed pedestrian entrance, set in rubble limestone wall with brick voussoirs over.	<i>An attractive and well-built gateway that dates to the late eighteenth-century. It is set in a rubble limestone wall that probably dates to the first phase of the barrack complex in the late-seventeenth century. It is a integral component of an important group of military buildings/structures to the south end of Custume Barracks.</i>	15004183	Regional










## Record of Protected Structures

RPS No	Structure	Address	Photo	CDP 08-14	Description	Appraisal	NIAH No	NIAH Rating
114	Possible ammunition store (ruin), Custume Barracks	Grace Road RANELAGH Athlone		59	Remains of plain building on rectangular plan, built c.1775. Now a ruin and no longer in use. Built of roughly coursed limestone rubble with a slight base-batter. Square-headed doorcase with red brick dressings to northern end and remains of brick pier to south end. Located to the south of Custume Barracks.	<i>An usual structure that may have been originally built as an ammunition store on account of thick walls and the absence of openings. It dates from the period before the major expansion of the barracks in the early nineteenth-century and is an important component within the barrack complex.</i>	15004184	Regional
115	Former administration block, Custume Barracks	Grace Road RANELAGH Athlone		50	Detached three-bay two-storey former administration block for cavalry barracks, built c.1810, having three-bay single-storey wings to either end. Central block has pitched natural slate roof with raised verges and brick chimneystacks to either end. Wings have hipped natural slate roofs. Constructed of coursed roughly dressed limestone with brick dressings. Square-headed window openings with cut stone sills and replacement windows to main block, six-over-six timber sliding sash windows to wings. Segmental-headed ashlar limestone doorcase with sidelights, panelled timber double-doors and wide ra...	<i>An important and imposing building dating to a major expansion of the barracks in the early nineteenth-century. It retains its original character and much of its original fabric. The careful balance of the composition between the central block and side wings lends a delicacy and grace to this building and gives it the appearance of a small country house of the same date. The plain detailing to this building contrasts well with the robustly detailed barrack structures elsewhere in the complex. The fine ashlar doorcase is a noteworthy feature and is of artistic merit. This building was used as t...</i>	15004185	Regional
116	Barrack building, Custume Barracks	Grace Road RANELAGH Athlone		47	Detached seven-bay two storey barrack building, built c.1830. Now divided into two separate structures. Pitched natural slate roof with wide overhanging eaves, projecting ashlar eaves course, raised limestone verges and four stepped brick chimneystacks. Constructed of ashlar limestone with projecting ashlar string course at first floor level. Square-headed window openings with replacement windows, single segmental-headed opening to the north end of ground floor. Square-headed doorcases with timber doors. Located at south end of Custume Barracks with attached single-storey rubble limestone outb...	<i>An attractive early-to-mid nineteenth-century building constructed of high-quality stonework. It has a conscious architectural style and is an interesting addition to this important complex of buildings within Custume Barracks. The scale and location of this structure suggest that it may have been used originally as officer's accommodation.</i>	15004186	Regional
117	Former powder magazine, Custume Barracks	Grace Road RANELAGH Athlone		52	Powder magazine, c.1810, composing a number of individual single-storey buildings with single-storey extensions to the rear of each building. Now out of use and derelict. Constructed of coursed limestone rubble with natural slate roofs. Square-headed door openings with red brick surrounds to most buildings with narrow slit openings to side elevations. Located in a sunken compound to the west of the barrack complex and bounded by high rubble limestone wall.	<i>An interesting complex of modest early nineteenth-century functional buildings, formerly used to store ammunition and gun powder. They are located in a sunken compound at the edge of Custume Barracks and surrounded by a high wall to minimise damage in the event of an explosion.</i>	15004187	Regional
118	Gymnasium, Custume Barracks	Grace Road RANELAGH Athlone		65	Detached ten-bay single-storey double-height military gymnasium, built c.1875, having a glazed octagonal lantern with pyramidal slate roof to centre of roof. Single-storey extension to the northwest. Pitched natural slate roof with chimneystacks/vents to either end. Constructed of coursed dressed limestone with rusticated limestone quoins to corners and red brick dressings to openings. Three northern-most bays to the north end altered, c.1970, now having rendered finish. Segmental-headed window openings with red brick surrounds with projecting ashlar keystones, cut stone sills and replacement ...	<i>A well-detailed and proportioned building which retains its original form and character. The octagonal rooflight is a striking feature and the contrasting use of gray limestone with the red brick detailing creates an attractive appearance. This building is very similar to the gymnasium at Mullingar Barracks (15310019), suggesting that they were built at the same time. It remains an important component in the Custume Barrack complex.</i>	15004188	Regional
119	Barrack building, Custume Barracks	Grace Road RANELAGH Athlone		54	Detached fifteen-bay two-storey barrack building, built c.1810, with lower single-bay two-storey section to east and projecting single-storey flat-roofed entrance porch to east. Hipped natural slate roof with rendered chimneystacks and cast-iron rainwater goods. Constructed of coursed limestone with red brick and dressed limestone detailing. Square-headed window openings with brick dressings, cut stone sills and replacement windows. Shallow segmental-headed tripartite window to centre of first floor over infilled segmental-headed carriage arch which now contains main door. Wyatt-type windows t...	<i>This substantial barrack building dates to the major early nineteenth-century rebuilding programme at Custume Barracks. The site retains its original form and character and is typical of the military buildings constructed in Ireland at the time. It has an impressive scale and a pleasing symmetry. It forms the northern range of buildings surrounding the early nineteenth-century parade ground and is an integral component of this important barrack complex.</i>	15004189	Regional
120	Barrack range, Custume Barracks	Grace Road RANELAGH Athlone		44	Detached twenty-three bay two-storey barrack range, built c.1810, with slightly advanced five-bay two-storey breakfronts to either end and a four-storey pedimented clock tower on square-plan with cast-iron weather vane rising to centre. Hipped natural slate roof with rendered chimneystacks and cast-iron rainwater goods. Constructed of coursed rubble limestone with red brick dressings. Clock tower constructed of ashlar limestone. Square-headed window openings with red brick surrounds, cut stone sills and replacement timber casement windows. Tripartite windows to centre of projecting end pavilio...	<i>A monumental building which dates from the early nineteenth-century rebuilding programme at Custume Barracks. It survives with its original form, character and massing intact. The central tower is the dominant feature, but the impressive scale of the building and the repetition of simple, well-proportioned elements creates a powerful and striking architectural effect. It has the appearance of five separate buildings contained under the one roof and forms the focal point of the entire barrack complex.</i>	15004190	Regional

## Record of Protected Structures

RPS No	Structure	Address	Photo	CDP 08-14	Description	Appraisal	NIAH No	NIAH Rating
121	Officers' houses, Custume Barracks	Grace Road RANELAGH Athlone		58	Terrace of four single-bay two-storey officer's houses with a two-bay two-storey officer's house to west end, built c.1820. Now in use as married soldier's quarters. Pitched natural slate roof with brick chimneystacks and cast-iron rainwater goods. Built of dressed limestone with ashlar plinth and ashlar surrounds to openings. Square-headed window openings with six-over-six pane timber sliding sash windows. Round-headed doorcases with timber panelled doors with spoke fanlights above. Road-fronted with limestone ashlar gateways with full entablatures and cast-iron lamp brackets to either end. T...	<i>An attractive and original terrace of officer's houses that retain their original form, character and fabric. They were built as individual houses for officers and are an interesting accommodation type in a military complex where communal accommodation is the norm. They are well-built in fine limestone masonry, if plain and modest in scale, and are an integral part of an important collection of military buildings within Custume Barracks.</i>	15004191	Regional
122	Military prison, Custume Barracks	Grace Road RANELAGH Athlone		60	Attached three-bay two-storey over basement military prison, built c.1862. Pitched slate roof with limestone verges. Constructed of brick over limestone plinth. Narrow square-headed horizontal slit window openings with chamfered ashlar surrounds and iron bars. Square-headed doorcase with ashlar block-and-start surrounds and a timber sheeted door to side, reached by flight of cut stone steps flanked by rubble limestone parapet walls with rendered coping. Later single-storey extension to front. Located to east side of Custume Barracks.	<i>An interesting utilitarian building with an unusual scale and detailing. It is believed to have been built in 1862, although it has the appearance of a more recent structure. It is the only yellow brick structure in the complex, helping to make this structure visible with the barrack complex. The heavy limestone surrounds to the prison windows and the doorcase are noteworthy features, demonstrating that attention to detail was given to openings even in the most utilitarian of structures. It remains an integral part of an important collection of military buildings within the Custume Barrack com...</i>	15004192	Regional
123	Water tower, Custume Barracks	Grace Road RANELAGH Athlone		57	Freestanding water tower, erected c.1850, comprising three conjoined shafts on octagonal plan with three cast-iron water tanks on octagonal plan to top stage. Bases constructed of dressed limestone with flush ashlar quoins to corners. Tanks formed of rectangular cast-iron panels bolted together to form octagons. Pointed-arched door opening with red brick dressing to one of the shafts giving access to central stairs. Located to east side of Custume Barracks adjacent to main parade ground.	<i>An unusual structure that creates a striking visual impression. It is well-built using fine limestone masonry and is a good example of the architectural treatment that was sometimes given to utilitarian structures during the Victorian period. A self-contained water supply is obviously an important feature in a barracks and it remains an important and attractive structure within the barracks complex.</i>	15004193	Regional
124	Barrack range, Custume Barracks	Grace Road RANELAGH Athlone		62	Detached seventeen-bay two-storey barrack range with two advanced pedimented single-bay breakfronts to the fifth bay from either end, built c.1810. Pitched slate roof with ashlar limestone chimneystacks. Roughcast rendered walls to main body, projecting breakfronts constructed of channelled ashlar limestone to ground floor with smooth ashlar limestone above, separated by an ashlar limestone string course. Square-headed window openings with cut stone sills and six-over-six pane timber sliding sash windows. Tripartite sliding sash windows to first floor of breakfronts, one now replacement uPVC. ...	<i>An attractive barrack range, built in a robust if conservative Georgian classical style, retaining its original character and massing. It dates from the major early nineteenth-century rebuilding works at Custume Barracks. The pedimented ashlar breakfronts with tripartite windows are noteworthy design features which help to elevate these buildings above the norm.</i>	15004194	Regional
125	Former guard house, Custume Barra	Grace Road RANELAGH Athlone		63	Detached five-bay two-storey former guard house, built c.1870. Now in use as offices. Hipped natural slate roof with plain ashlar eaves cornice and rendered chimneystacks to either end of roof ridge. Built of dressed limestone with rusticated limestone quoins to corners, a projecting ashlar string course at first floor level and red brick dressings to openings. Segmental-headed window openings with cut stone sills and six-over-six pane timber sliding sash windows. Segmental-headed doorcase to western-most bay with glazed timber doors with six-pane overlight above. Modern fire escape to west en...	<i>A well-proportioned late nineteenth-century building, which retains its original character and fabric. The attractive contrast between the sombre gray limestone and the red brick detailing is typical of mid-to-late nineteenth-century architectural treatment. This building was originally a guard block and is located beside one of the main entrances to the barracks, creating an impressive first impression. It remains an integral part of an important complex of military structures within Custume Barracks.</i>	15004195	Regional
126	Former officer's latrine, Custume Barracks	Grace Raod RANELAGH Athlone		45	Detached five-bay single-storey former officer's latrine, built c.1855. Now in use as a chapel. Low-pitched artificial slate roof with wide eaves. Constructed of ashlar limestone over an ashlar plinth. Square-headed openings with two-over-two pane timber sliding sash windows. Square-headed doorcases with timber doors to end elevations. Located to east side of Custume Barracks.	<i>A modest building with an unusual change of use from a latrine to a chapel. It is well-built using fine ashlar limestone masonry and is an integral part of the Custume Barracks complex.</i>	15004197	Regional
127	The Moorings	Ballymahon Road WARREN HIGH Athlone			Detached three-bay two-storey over basement house, built c.1835, renovated c.1880 with single-bay single-storey extension to north and canted bay windows and central conservatory porch added to entrance front (west). Two-storey flat roofed extension to rear, c.1975, house now divided into flats. Hipped natural slates with wide bracketed eaves, hipped roof to north extension. Rendered walls with raised stone quoins to corners. Square-headed window openings to first floor with cut stone sills, replacement windows and hoodmouldings over. Central window to first floor has cast-iron balcony. Margin...	<i>A well-composed, middle-size house of balanced proportions and classical symmetry, which retains most of its original form and massing. It was given a Gothic make-over in the late nineteenth-century creating a charming, if stylistically confusing, residence. It remains an attractive feature in mature grounds to the north of Athlone and forms an interesting group with the gateway to the west. This was the family home of the Broderick Family. Once home of the novelist John Broderick, who sold the house to retire to Bath.</i>	15007003	Regional

## Record of Protected Structures








RPS No	Structure	Address	Photo	CDP 08-14	Description	Appraisal	NIAH No	NIAH Rating
128	Entrance gateway - The Moorings	Ballymahon Road WARRENS FIELDS Athlone			Entrance gateway, erected c.1855, comprising limestone gate posts on cylindrical plan with cast-iron double gates, flanked by cast-iron pedestrian gates. Set in quadrant walls built of squared limestone rubble. Rubble limestone boundary walls to north and south either with crenellated coping. Located at entrance to the Moorings (15007003).	<i>A modest but well detailed gate screen with good quality stonework and metalwork. The original gateway to The Moorings was sited to the south of the present entrance, but had to be moved when the railway line was built c. 1851. This gateway remains an attractive feature on the Ballymahon Road and forms and interesting group with the main house to the southeast.</i>	15007008	Regional
129	Rosemount House (4 Grovelands)	Grovelands Ballymahon Road ATHLONE Athlone			Semi-detached two-bay two-storey with attic level house, built c.1910, having a flat-roofed canted bay window to the west end of the front façade (south). One of a pair with building to the west (15007021). Pitched slate roof with brick chimneystacks. Constructed of rusticated concrete blocks with smooth rendered side elevation (east) and to the canted bay window. Square-headed window openings with replacement windows. Round-headed doorcase with glazed timber door and plain overlight above. Set slightly back from road with boundary wall built of same rusticated concrete blocks to front (south)...	<i>An interesting semi-detached house, which survives with its early form and fabric intact. It is typical of early twentieth-century suburban housing on the edges of the bigger towns. The early use of rusticated concrete blocks is a noteworthy feature. It forms an attractive pair with its neighbour to the west (15007021).</i>	15007020	Regional
130	House (3 Grovelands)	Grovelands Ballymahon Road ATHLONE Athlone			Semi-detached two-bay two-storey with attic level house, built c.1910, having a flat-roofed canted bay window to the east end of the front façade (south). One of a pair with the building to the east (15007020). Pitched slate roof with brick chimneystacks. Constructed of rusticated concrete blocks with smooth rendered finish to side elevation (west) and to the canted bay window. Square-headed window openings with two-over-two pane timber sliding sash windows. Round-headed doorcase with glazed timber door and plain overlight above. Set slightly back from road with boundary wall built of same rus...	<i>An interesting semi-detached house which survives with its early form and fabric intact. It is typical of early twentieth-century suburban housing on the edges of the bigger towns. The early use of rusticated concrete blocks is a noteworthy feature. It forms an attractive pair with its neighbour to the east (15007020).</i>	15007021	Regional
131	House (2 Grovelands)	Grovelands Ballymahon Road ATHLONE Athlone			Semi-detached two-bay two-storey with attic level house, built c.1910, having a flat-roofed canted bay window to the west end of the front facade. One of a pair with the building to the west (15007023). Pitched slate roof with brick chimneystacks. Ruled-and-line rendered walls. Square-headed window openings with replacement windows. Round-headed doorcase with glazed timber door and plain overlight above. Set slightly back from road with boundary wall built of rusticated concrete blocks to front (south).	<i>An interesting semi-detached house, which survives with its early form and fabric intact. It is typical of early twentieth-century suburban housing on the edges of the bigger towns. It forms an attractive pair with its neighbour to the west (15007023).</i>	15007022	Local
132	House (1 Grovelands)	Grovelands Ballymahon Road ATHLONE Athlone			Semi-detached two-bay two-storey with attic level house, built c.1910, having a flat-roofed canted bay window to the east end of the main façade (south). One of a pair with building to east. Pitched slate roof with brick chimneystacks. Constructed of rusticated concrete blocks. Square-headed window openings with replacement windows. Round-headed doorcase with glazed timber door and plain overlight above. Set slightly back from road with boundary wall built of same rusticated concrete blocks to front (south). Large modern extensions to rear.	<i>An interesting semi-detached house which survives with its early form and fabric intact. It is typical of early twentieth-century suburban housing on the edges of the bigger towns. The early use of rusticated concrete blocks is a noteworthy feature. It forms an attractive pair with its neighbour to the east.</i>	15007023	Local
133	Bridge	Ballymahon Road  LOUGHNASKIN Athlone			Single-span railway bridge, c.1851, comprising wrought-iron/steel decking with iron railings over, c.1985, resting on coursed rusticated limestone buttress piers. Transerves Ballymahon Road.	<i>Good quality robust railway bridge with rusticated masonry, typical of mid nineteenth-century railway architecture. This attractive bridge is somewhat diminished by the replacement of the parapet and by the metal fencing. This bridge was originally built as part of the Midland and Great Western Railway Company's Dublin Broadstone to Galway line, which opened in 1851.</i>	15007027	Local
134	House	New Town Terrace Ballymahon Road LOUGHNASKIN Athlone			Semi-detached three-bay two-storey house, built 1893, with full-height canted bay window to west. Now in use as a doctor's surgery with accommodation over. Hipped slate roof with brick chimneystacks. Pebbledashed walls over smooth plinth to base. Square-headed window openings with one-over-one pane timber sliding sash windows and cut stone sills. Round-headed doorcase with architrave and timber doors with plain fanlight over. Modern concrete ramp to front. Set back from road with tarmac forecourt to front (south). Bounded on Ballymahon Road by iron railings.	<i>A substantial late nineteenth-century suburban house, which retains its original scale and massing. It forms an interesting pair with its twin house to the east (15007030). This building was originally constructed by a Mr. R. V. Smith in 1893 and remains an attractive feature on the Ballymahon Road.</i>	15007029	Regional










## Record of Protected Structures

RPS No	Structure	Address	Photo	CDP 08-14	Description	Appraisal	NIAH No	NIAH Rating
135	House	New Town Terrace Ballymahon Road LOUGHNASKIN Athlone			Semi-detached three-bay two-storey house, built 1893, with full-height canted bay window to east. Now in use as a doctor's surgery with accommodation over. Hipped slate roof with brick chimneystacks. Pebbledashed walls over smooth plinth to base. Smooth render to canted bay with hoodmouldings above openings. Square-headed window openings with one-over-one and two-over-two pane timber sliding sash windows and cut stone sills. Round-headed doorcase with architrave and timber doors with plain fanlight over. Modern concrete ramp to front. Set back from road with tarmac forecourt to front (south).	<i>A substantial late nineteenth-century suburban house, which retains its original scale and massing. It forms an interesting pair with its twin house to the west (15007029). This building was originally constructed by a Mr. R. V. Smith in 1893 and remains an attractive feature on the Ballymahon Road.</i>	15007030	Regional
136	St. Bernard's	Ballymahon Road  LOUGHNASKIN Athlone			Detached three-bay two-storey house, built c.1930, with box-bay windows and projecting open porch to ground floor. Hipped slate roof with rendered chimneystacks to rear of roof ridge. Roughcast rendered walls with raised quoins to corners. Square-headed window openings with one-over-one timber sliding sash windows, rendered architraves to first floor openings. Square-headed doorcase to porch with glazed timber door set in glazed surround. Set back from road in extensive grounds.	<i>A substantial suburban house with a pleasing symmetry, which is set in attractive landscape grounds. It retains most of its original fabric. It has the appearance of a mid nineteenth-century house, built using materials available c. 1930.</i>	15007043	Local
137	Ellesmere	Ballymahon Road Garden Vale Terrace ATHLONE Athlone			End-of-terrace two-bay two-storey house over basement house, built c.1897, with full-height gable-fronted canted bay to northern most bay. Artificial slate roof with rendered chimneystack to north, shared with adjacent property. Pitched roof over canted bay supported on timber brackets. Cement rendered walls with red brick detailing, brick string course at first floor level. Paired square-headed window openings with replacement one-over-one pane timber sliding sash windows, ashlar mullion and lintel to canted bay on ground floor opening. Round-headed doorcase with timber door and glazed surro...	<i>A richly detailed and eclectic house with arts-and-crafts style influences. It is unusual to find a house of this nature outside of the inner suburbs of the bigger cities in Ireland. It retains its original form and most of its early fabric. This house was built by R.V. Smith to designs by the architect W.A. Tanner. It housed an organisation known as 'The Athlone Club' until 1917. It remains an attractive feature on the Ballymahon Road in an important terrace of late nineteenth-century houses of varying design and appearance.</i>	15007054	Regional
138	Avelreagh	Ballymahon Road Garden Vale Terrace ATHLONE Athlone			Terraced three-bay two-storey house, built c. 1897, with full-height canted bays to each end. Southern bay is slightly advanced with step to roofline. Pitched slate roof with shared rendered chimneystack to north end. Red brick-clad walls to ground floor, cement rendered above to first floor, separated by projecting string course with brick cornice below. Square-headed windows to canted bays with replacement windows and limestone lintels over, paired round-headed windows to centre of first floor above doorcase. Round-headed doorcase set in open porch with original timber door, glazed surrounds...	<i>A richly detailed and eclectic house with Arts-and-Crafts style influences. It is unusual to find a house of this nature outside of the inner suburbs of the bigger cities in Ireland. It retains its original form and most of its early fabric. This house was built by R.V. Smith to designs by the architect W.A. Tanner. It remains an attractive feature on the Ballymahon Road in an important terrace of late nineteenth-century houses of varying design and appearance.</i>	15007056	Regional
139	Grainne Og	Ballymahon Road Garden Vale Terrace ATHLONE Athlone			Terraced four-bay two-storey house, built c.1897, with square-headed carriage arch to south and canted bay windows flanking doorcase. Natural slate roof with terracotta ridge tiles and three rendered chimneystacks with moulded brick cornices. Cement rendered walls, canted bays and doorcase to ground floor are faced with brick with brick cornice over. Square-headed window openings with brick block-and-start surrounds to first floor windows, limestone lintels above canted bay openings. Round-headed doorcase with timber panelled door, sidelights and a plain fanlight over. Moulded brick archvolt ...	<i>A nicely detailed house with some arts-and-crafts style influences. It is not as ambitious as it neighbours to the south but has some interesting decorative elements such as the elaborate doorcase. It retains its original form and most of its early fabric. This house was built by R.V. Smith to designs by the architect W.A. Tanner. It remains an important feature on the Ballymahon road in a very attractive terrace of late nineteenth-century terraced houses of varying appearance.</i>	15007057	Regional
140	House - Saint Paul's	Ballymahon Road Garden Vale Terrace ATHLONE Athlone			End-of-terrace three-bay two-storey house, built 1915, with canted bays to either end. Now in use as a doctor's surgery with accommodation over. Pitched natural slate roof with terracotta ridge tiles and rendered chimneystacks to either end. Brick cornice to southern chimneystack. Constructed of rusticated concrete blocks with cut limestone detailing. Square-headed openings with one-over-one pane timber sliding sash windows with stone sills and stone lintels over. Round-headed doorcase to centre with limestone surrounds with keystone, glazed timber door with sidelights and plain fanlight ove...	<i>A well-composed middle-size house incorporating architectural features characteristic of the period of construction, including canted bay windows and stone lintels. It retains its early form and fabric and the early use of rusticated concrete blocks is an interesting feature. The elaborate limestone doorcase is of artistic merit. It remains an important feature on the Ballymahon road in a very attractive terrace of late nineteenth and early twentieth-century terraced houses of varying appearance.</i>	15007058	Regional
141	Former ballroom complex -The Crescent	Ballymahon Road  ATHLONE Athlone			Corner sited two-storey former ballroom on complex plan, built in 1937, altered and extended c.1960, and converted to shop and office units. Further renovated and extended 1996 to accommodate two retail outlets, hostel and restaurant with modern shopfronts to ground floor. Flat concrete roof hidden behind parapet with rendered Art Deco-style detailing. Cement rendered walls with square-headed openings with replacement fittings. Road-fronted.	<i>An unusual building with a rare example Art Deco style detailing in Westmeath. It was originally built as a ballroom by Shine &amp; Company in 1937 and remains an interesting diverse component in the streetscape of Ballymahon Road and contributes to the diversity of the townscape of Athlone</i>	15007060	Local

## Record of Protected Structures








RPS No	Structure	Address	Photo	CDP 08-14	Description	Appraisal	NIAH No	NIAH Rating
142	Gateway serving Oak Lawn House	Ballymahon Road ATHLONE Athlone			Gateway serving Oak Lawn House (not in survey), c.1889, comprising a pair of cut stone gate piers (on square-plan) with crenellated coping over supporting a pair of Gothic-style cast-iron gates having Celtic cross finials over. Located at the entrance to Oak Lawn House, formerly at the Our Lady's Bower Convent (15010106). Located to the west side of the Ballymahon Road to the north of Athlone Town centre.	<i>A very fine pair of cast-iron gates, which are well-maintained and retain their early form. This gateway was previously located at the Our Lady's Bower Convent (15010106) and has an appropriately ecclesiastical character on account of the Celtic cross finials over. This gateway, although moved, is a fine example of late nineteenth-century ironmongery and adds artistic interest along the Ballymahon Road to the north of Athlone Town centre. Manufactured by MS Mahon, Dublin.</i>	15007074	Regional
143	Bridge	Coosan Point Road ATHLONE Athlone			Single-span railway bridge, c.1851, comprising wrought-iron/steel decking with iron railings over, c.1985, resting on coursed rusticated limestone buttress piers. Transerves Coosan Point Road.	<i>Good quality robust railway bridge with rusticated masonry, typical of mid nineteenth-century railway architecture. This attractive bridge is somewhat diminished by the replacement of the parapet and by the metal fencing. This bridge was originally built as part of the Midland and Great Western Railway Company's Dublin Broadstone to Galway line, which opened in 1851.</i>	15007118	Local
144	Bridge	Coosan Point Road ATHLONE Athlone			Single span railway bridge, c.1851, having rusticated limestone buttresses, span renovated c.1985, with precast concrete sections added to original folded plate ironwork. Crosses Coosan Point Road.	<i>Good quality robust railway bridge with rusticated masonry, typical of mid nineteenth-century railway architecture. This attractive bridge is somewhat diminished by the replacement of the central section in recent years. This bridge was originally built as part of the Midland and Great Western Railway Company's Dublin Broadstone to Galway line, which opened in 1851.</i>	15007130	Local
145	Goods shed - East Station	Station Road Athlone East Railway ATHLONE Athlone			Detached single-storey railway goods shed, built c.1870, renovated c.1985. Pitched slate roof with modern skylights. Constructed of coursed limestone rubble with cut stone pilasters strips and flush quoins to corners. Square-headed openings with yellow brick surrounds and replacement fittings. Original shed doors now blocked. Located to west of Athlone East Station.	<i>A attractive and substantial goods shed which has been altered in recent years. It is well-built and nicely detailed but recent works have resulted in the loss of original fabric. It remains an important component of the Athlone East Station complex.</i>	15007132	Local
146	Postbox	Station Road ATHLONE Athlone			Cast-iron post box, erected c.1890, with 'Post Office' insignia. Original 'VR' monogram now partially removed. Built into loggia to front of Athlone East Train Station (15007135).	<i>An attractive piece of late nineteenth-century mass produced cast-iron work. The various raised elements serve to enhance the artistic design quality of the composition.</i>	15007134	Regional
147	Athlone Railway Station (East)	Station Road ATHLONE Athlone		36	Detached five-bay two-storey Italianate style Railway Station, built c.1858 with single-bay single-storey pavilions to either end. Renovated and extended 1985. Hipped slate roof with overhanging bracketed eaves, rendered chimneystacks and cast-iron rainwater goods. Constructed of snecked limestone with ashlar detailing over ashlar plinth. Ashlar quoins to corners. Square-headed window openings with ashlar architraves with entablatures over to ground floor, replacement windows to all openings. Segmental-headed doorcase with architrave set in recessed three-bay loggia with round-headed openings ...	<i>A highly attractive mid nineteenth-century train station, built in a compact and elegant Italianate style. High quality craftsmanship is apparent in the dressings and detailing of the masonry employed. It was built to designs by George Wilkinson (1814-90) for the Great Southern and Western Railway Company's Portlannington to Athlone Midland line in 1858.</i>	15007135	Regional
148	Court Devenish House	Court Devenish ATHLONE Athlone		42	Detached four-bay two-storey over half basement house with attic storey, built c.1791. Extensively renovated and extended in several periods, having doorcase, c.1875, a two-bay two-storey extension to south end, c.1970, and a projecting Doric porch, c.1970, to entrance front (east). Pitched natural slate roof with three dormer windows and with rendered chimneystacks to either end. Roughcast rendered walls over smooth plinth. Square-headed window openings with six-over-six pane timber sliding sash windows. Round-headed doorcase with rebated and splayed brick dressing to east elevation. Located i...	<i>A substantial late eighteenth-century house which retains its early character despite a number of later building works. The irregular layout of the openings and the unusual form suggests that this building may incorporate the remains of an earlier building. This house was built in 1791 using stone from the ruins of the important early-seventeenth century Court Devenish house, which is located a short distance to the east in the front garden of the present house. The original Court Devenish House was largely destroyed during the 1691 siege. It is likely that sections of the mid-seventeenth cent...</i>	15007165	Regional

## Record of Protected Structures



RPS No	Structure	Address	Photo	CDP 08-14	Description	Appraisal	NIAH No	NIAH Rating
149	Marist College	Lower Road  CANNONSFIELD Athlone			Detached three-bay three-storey over basement house, built c.1810, having an enclosed single-bay single-storey porch to the entrance front. Converted to secondary school, c.1900, with fourteen-bay three-storey over basement extension added to the southeast. Three two-bay breakfronts added to extension c.1943. Hipped natural slate roof with wide eaves and rendered chimneystacks to original building, pitched natural slate roof with rendered chimneystacks to extension. Cement rendered walls with raised cement quoins to corners of extension. Square-headed window openings with replacement windows....	<i>An attractive school complex of two distinct periods. The original house is a substantial, if plain, early nineteenth-century house. The later early and mid twentieth-century extension is built in the mild Institutional Gothic style so beloved of Irish Catholic schools and convents during the first half of the twentieth century.</i>	15008008	Regional
150	Parochial House	St. Mary's Place  LOUGHNASKIN Athlone			Semi-detached three-bay two-storey presbytery building, built c.1860 with three-bay two-storey extension and single-storey connecting corridor to east, built in 1987. Pitched natural slate roofs with dressed limestone chimneystacks, raised limestone verges and cast-iron finials to gables. Cast-iron rainwater goods. Constructed of dressed limestone over ashlar plinth with ashlar limestone detailing, inscribed quatrefoils to gables and flush ashlar quoins to corners. Square-headed window openings with splayed ashlar reveals with timber sliding sash windows, paired and in groups of three to ground...	<i>A well-composed and well-detailed Tudor Gothic-style building that retains its original character and fabric. It is built using high quality limestone masonry and fittings, demonstrating the increasing wealth and confidence of the Roman Catholic in the second half of the nineteenth century. It forms an attractive pair of mid-to-late nineteenth-century Roman Catholic buildings with St. Mary's Church to the immediate west.</i>	15009027	Regional
151	Consecration stone	St. Mary's Place  LOUGHNASKIN Athlone		30	Inscribed consecration stone/plaque from chapel in Mardyke St., c.1795. Inset in c.1920 boiler house wall to rear of St. Mary's Church (15009029).	<i>An interesting stone plaque and datestone, acting as a historical reminder to a former eighteenth century chapel, probably on Chapel Street.</i>	15009028	Regional
152	St. Mary's Roman Catholic church	St. Mary's Place  LOUGHNASKIN Athlone		31	Freestanding four-bay gable-fronted Gothic Revival-style church with side aisles with clerestory above and four-stage tower with broached spire to entrance front (west), built between 1857-61. Pitched natural slate roofs with cast-iron ridge cresting and raised limestone verges with cast-iron cross finials. Constructed of squared dressed limestone rubble with ashlar limestone dressings and detailing. Paired lancet openings to nave (separated by clasping buttresses) and to clerestory above, five light window to chancel gable with geometric tracery, five paired lancets to east gable. Central poi...	<i>A monumental church, located in an elevated position, that dominates the north side of Athlone. It was built in an Early English Gothic-style to designs by John Bourke (died 1871), a prominent church architect of the time. It is the original post-Emancipation church in Athlone and replaced a number of earlier chapels in the town. This attractive church is very well detailed and proportioned, with a slender spire and very fine tracery to the windows. The construction of the church attests to high quality stone masonry and craftsmanship, particularly evident in the fine carved detailing through...</i>	15009029	Regional
153	Former schoolhouse - St. Ciaran's House	St. Mary's Place  LOUGHNASKIN Athlone			Detached five-bay two-storey over basement former school house with central breakfront, built in 1886. Renovated c.1985 to house Knights of Columbanus. Pitched natural slate roof with raised verges and wrought-iron finial to breakfront. Empty niche below to gable. Ruled-and-lined rendered walls with rendered quoins to corners and moulded string course at first floor level. Segmental-headed window openings to ground floor with hoodmouldings above, square-headed windows to first floor with drip mouldings, all with replacement fittings. Square-headed doorcase with replacement metal-sheeted doors....	<i>A substantial late nineteenth-century school building, built in a sombre and imposing Gothic Revival-style. It retains its early form and character despite recent alterations and a change of use. The high gables and hoodmouldings are typical of the institutional architecture of the time and are noteworthy features. It remains an integral part of a cluster of important late nineteenth-century Roman Catholic structures along with the St. Mary's Church and the parochial house to the east.</i>	15009030	Regional
154	Former school	St. Mary's Place  LOUGHNASKIN Athlone			Detached nine-bay three-storey former school building with projecting single-bay single-storey porch to centre and advanced two-bay gabled end bays, built c.1900. Now in use as commercial units with four modern shopfronts to ground floor with offices over. Pitched artificial slate roofs with raised verges cast-iron rainwater goods. Empty niches to advanced gables. Smooth rendered walls with raised rendered quoins to corners and a moulded string course at first floor level. Square-headed window openings with moulded surrounds to first floor, segmental-headed openings above with hoodmouldings ab...	<i>A well-appointed, imposing building in a pared-down Gothic style, which retains much of its original form and massing despite recent alterations and change of use. It occupies a prominent position to the north of Athlone and forms part of an important group of late nineteenth-century Roman Catholic buildings with St Mary's Church, the parochial house and the school to the east.</i>	15009031	Regional
155	Former school - Campagnet House	Gleeson Street St. Mary's Place LOUGHNASKIN Athlone			End-of-terrace nine-bay three-storey former school, built c.1870, with three-bay two-storey section to north. In use as hotel c.1900 and as Marist Brothers residence c.1920. Pitched slate roof with rendered chimneystacks and cast-iron rainwater goods. Cement rendered walls. Segmental-headed window openings to ground and first floors, square-headed above, all with replacement fittings. Moulded surrounds to ground floor openings. Central segmental-headed doorcase to centre set in segmental-headed recessed porch. Road-fronted.	<i>A large late nineteenth-century school building with the bare minimum of decoration. It has a rather bleak and imposing appearance and has suffered from recent alterations. The top storey may be a later addition. It forms part of a large group of late nineteenth-century Roman Catholic buildings in the St. Mary's Place area to the north of Athlone.</i>	15009032	Regional










## Record of Protected Structures

RPS No	Structure	Address	Photo	CDP 08-14	Description	Appraisal	NIAH No	NIAH Rating
156	House - Behan's	Sean Costello St Mary's Place  ATHLONE Athlone		32	Detached three-bay two-storey house, c.1830, with two-storey extension with integral carriage arch to northeast, c.1850. Pitched artificial slate roof with rendered chimneystacks to either end. Irregularly coursed rubble stone walls, formerly rendered, with brick dressings to openings. Rendered plinth. Square-headed windows with moulded block-and-start surrounds, cut stone sills and replacement casement windows. Cast-iron guards to ground floor windows. Segmental-headed doorcase to centre with timber panelled door, moulded block-and-start surrounds and plain overlight above. Road-fronted with ...	<i>An attractive mid nineteenth-century complex, constructed using stone mined from local moraines. It is unusual to find a complex of outbuildings still surviving in an urban context. It retains its early form but has lost some of its early fabric and character. The heavy block-and-start surrounds to the ground floor openings are an attractive feature.</i>	15009052	Local
157	Athlone Little Theatre	St. Mary's Place  ATHLONE Athlone			Detached five-bay single-storey former school having projecting gable-fronted single-bay porch to front, built in 1827. Refurbished in 1969 to accommodate theatre. Pitched artificial slate roof with chimneystack to east end. Roughcast rendered walls over smooth rendered plinth, smooth rendered finish to projecting porch. Square-headed window openings, now blocked, with cut stone sills. Square-headed doorcase to porch with cut limestone block-and-start surrounds and timber door. Broken boot scraper in cut stone block adjacent to door. Road-fronted.	<i>A modest early nineteenth-century schoolhouse, typical of the period, which retains its early form despite recent alterations to the roof and openings. The elaborate cut limestone doorcase is an unusual addition to such a modest building, suggesting that it may have been moved here from another site.</i>	15009060	Local
158	House - Gift Gallery	St. Mary's Place  ATHLONE Athlone			Attached three-bay two-storey house, built c.1890, with former integral carriage arch to centre now remodeled as door. Now in use as commercial premises. Pitched natural slate roof with moulded brick eaves cornice and brick chimneystacks to either end. Constructed of rubble limestone to ground floor (originally rendered) and brick to first floor with red brick quoins to corners, brick string course at first floor level and brick block-and-start surrounds to openings. Square-headed window openings with two-over-two timber sliding sash windows to first floor, plate glass to ground floor. Origina...	<i>An inventive late nineteenth-century house, which uses polychromatic brickwork to striking effect. It may have been built by the same architect responsible for Gainsborough House on Northgate Street, which has a similar ornate brick façade. It remains an attractive component of the streetscape.</i>	15009063	Regional
159	House	Sean Costello Street  ATHLONE Athlone			Terraced two-bay two-storey house, c.1830. One of a pair with building to west. Pitched natural slate roof with cast-iron rainwater goods and shared brick chimneystack. Roughcast rendered walls over smooth rendered plinth. Square-headed openings with replacement fittings. Road fronted.	<i>A modest and plain early nineteenth-century house, which retains its early form and character despite the loss of original fabric in recent years. It is typical of the period and it remains an attractive, if unassuming, addition to the streetscape in the former Irishtown section of Athlone.</i>	15009107	Local
160	House	Sean Costello Street  ATHLONE Athlone			Terraced two-bay two-storey house, c.1830. One of a pair with building to east. Pitched natural slate roof with cast-iron rainwater goods and shared brick chimneystack. Roughcast rendered walls over smooth rendered plinth. Square-headed openings with replacement fittings. Road fronted.	<i>A modest and plain early nineteenth-century house, which retains its early form and character despite the loss of original fabric in recent years. It is typical of the period and it remains an attractive, if unassuming, addition to the streetscape in the former Irishtown section of Athlone.</i>	15009108	Local
161	Milestone	Dublin Gate Street  ATHLONE Athlone			Freestanding cut limestone milestone on rectangular plan, erected c.1780, with carved inscriptions 'Dublin 60', 'Moate 7' and 'Ballinasloe 12' engraved on appropriate faces. Benchmark incised to top, c.1830. Located on a footpath on the main approach road into Athlone from the east.	<i>This milestone makes an attractive, if subtle, impression in the streetscape. Milestones were frequently placed along the sides of turnpike roads in the late eighteenth and early-nineteenth centuries and are an important historical reminder of the great coaching era and of the work of the Grand Juries in Ireland.</i>	15009120	Regional
162	Moran's Bar	Dublin Gate Street  ATHLONE Athlone			End-of-terrace three-bay two-storey house, built c.1850, with shopfront, c.1920 to ground floor. One of a terrace of four. Pitched artificial slate roof with brick chimneystacks, cast-iron rainwater goods and projecting eaves course. Ruled and lined rendered walls with raised quoins to corners at first floor level. Square-headed window openings to first floor with one-over-one pane timber sliding sash windows and cut-stone sills. Shopfront to ground floor with plate glass window with three casement windows over, glazed timber double doors with overlight and timber fascia with raised lettering ...	<i>An attractive, if modest, mid nineteenth-century house with an early twentieth-century shopfront. It retains its early character and form and makes a positive contribution to the streetscape.</i>	15009142	Regional

## Record of Protected Structures



RPS No	Structure	Address	Photo	CDP 08-14	Description	Appraisal	NIAH No	NIAH Rating
163	Moran's Bar	Dublin Gate Street  ATHLONE Athlone			Terraced three-bay two-storey house, built c.1850, with ground floor converted to public house, c.1970. One of a terrace of four. Pitched artificial slate roof with brick chimneystacks, cast-iron rainwater goods and projecting eaves course. Ruled and lined rendered walls with raised quoins to corners at first floor level. Square-headed window openings to first floor with one-over-one pane timber sliding sash windows and cut-stone sills. Square-headed doorcase to ground floor with timber door flanked by square-headed plate glass windows. Road-fronted.	<i>An attractive building which continues to add character to the streetscape despite the loss of much of its original fabric when converted to a public house.</i>	15009143	Regional
164	Macken	Dublin Gate Street Griffith Street ATHLONE Athlone			End-of-terrace three-bay two-storey house, c.1800, renovated c.1900 with traditional timber shopfront insert to west end. Steeply pitched slate roof with projecting eaves course, rendered chimneystack to east end and shared rendered chimneystack to west. Ruled-and-lined rendered walls over rubble masonry with slight base batter and raised quoins to corners. Partially slate-hung to rear (south). Square-headed window openings with two-over-two pane timber sliding sash windows, paired window to east end of ground floor. Traditional timber shopfront to west end with fixed pane display window and t...	<i>A highly attractive building of late eighteenth-century appearance that retains its early form, character and fabric. The steeply pitched roof suggests that this building may have been thatched. The timber shopfront is a noteworthy feature of artistic merit. The attractive lettering to the fascia enhances the building, which contributes immensely to the character of the streetscape.</i>	15009181	Regional
165	First Active	Dublin Gate Street  ATHLONE Athlone			Terraced four-bay two-storey house, c.1830, divided in two properties, c.1900. Single-bay shopfront, c.1920, to western end; three-bay shopfront, c.1985, inserted to the east. Pitched artificial slate roof with projecting eaves course and a chimneystack to west end. Rendered walls with brick gable exposed to west end. Square-headed window openings to first floor with chamfered reveals, cut stone sills and two-over-two pane timber sliding sash windows to east and single replacement window to west end. Traditional timber shopfront to western most bay with fixed-pane display windows flanked by tl...	<i>A typical mid nineteenth-century urban building which makes a strong contribution to the character of the streetscape. It is more substantial than its neighbours, adding to the varied roofline of Dublin Gate Street. The early twentieth-century shopfront to the west is an important survival and is of artistic merit.</i>	15009188	Regional
166	St. Anthony's Roman Catholic church	Friary Lane  ATHLONE Athlone		35	Detached seven-bay basilica-plan Roman Catholic church, built c.1931, with four-stage round tower with conical stone roof attached to south and flat-roofed side aisles with clerestory above. Apsidal chancel to east. Steeply pitched natural slate roof with stone parapets to gables and cross finial above. Constructed of Ardbraccan ashlar limestone with ashlar Hiberno-Romanesque detailing. Paired round-headed openings to nave, triple round-headed openings to clerestory above. Rose window to nave gable with raised Greek cross motif to centre in recessed Romanesque arch on blind Romanesque arcade. ...	<i>A very fine example of a twentieth century interpretation of the Hiberno-Romanesque revival, with good stonework and stained glass and some bold features overlaid on more traditional elements. This impressive building was built to designs by Jones and Kelly in 1931 and is based on the early medieval Romanesque church of St. Cronin's in Roscrea, which has been the model for a number of revivals of the style. It dominates the south part of the east bank of Athlone and remains an important and attractive landmark. It is appropriate that such a church is found in Athlone so close to the important...</i>	15009192	National
167	Franciscan Friary	Friary Lane  ATHLONE Athlone			Attached five-bay three-storey Franciscan Friary, built c.1869, with single-bay single-storey porch to west and a three-bay three-storey extension to east, c.1930. Hipped natural slate roof with, cast-iron rainwater goods, limestone chimneystack to centre and rendered chimneystacks to east end. Constructed of rusticated limestone with ashlar detailing to original building, rendered on extension. Pointed segmental-headed openings with chamfered ashlar surrounds and replacement windows. Pointed segmental-headed doorcase to porch with timber doors. Located to the immediate south of St. Anthony's...	<i>An attractive large scale building which forms part of an important group of buildings with the Franciscan Friary complex. It is not as architecturally distinguished as the church to the north but its unusual fenestration pattern and the bold rusticated masonry are noteworthy features that help to frame the southern end of the friary complex. It has been suggested by local sources that part of the Athlone Town Walls may be preserved in a dividing wall in the garden.</i>	15009195	Regional
168	Bam-Bou Café	Church Street  ATHLONE Athlone			Terraced three-bay three-storey house, built c.1800, formerly one property with neighbour to east, renovated c.1995 with replacement shop front added. Now in use as a restaurant with offices over. Pitched artificial slate roof hidden behind rendered parapet with cornice and string course. Rendered walls with irregularly spaced fenestration, one-over-one pane timber sliding sash windows to first floor and two-over-two pane timber sliding sash windows to second floor. Ground floor altered with a modern shopfront. Original round-headed doorcase to east end has been partially infilled to form squa...	<i>A prominently located late eighteenth-century house which retains much of its early character despite recent alterations to the ground floor.</i>	15009223	Local
169	Paul Andre	Church Street  ATHLONE Athlone			End-of-terrace four-bay two-storey house, c.1800, renovated in 1869, shopfront inserted to east end, c.1900, and second shopfront added to west end, c.1975. Pitched natural slate roof with overhanging eaves. Ruled-and-lined rendered walls with raised block quoins to corners. Square-headed window openings to first floor with block-and-start surrounds, cut stone sills and replacement windows. Round-headed doorcase with block-and-start surrounds, timber panelled door with plain fanlight over. Shopfront, c.1900, to east end with timber pilasters, consoles brackets and fascia board with cornice ov...	<i>An attractive and well-proportioned late eighteenth/early nineteenth-century building which retains much of its character. Much of the existing decoration dates from a major renovation in 1869 and this work rests nicely with the earlier fabric. The remains of the traditional timber shopfront to the east is of particular note and is of artistic merit. Shopfronts of this nature are very quickly become rare in the larger Irish towns. It remains an important part of the historic streetscape of the east bank of Athlone.</i>	15009225	Regional

## Record of Protected Structures

RPS No	Structure	Address	Photo	CDP 08-14	Description	Appraisal	NIAH No	NIAH Rating
170	Ricks	Church Street  ATHLONE Athlone			Terraced single-bay three-storey over basement building, built c.1830, formerly part of three-bay structure with the building to west, divided 1877. Shopfront inserted and extended to rear, c.1980. Now in use as retail outlet with accommodation over. Pitched artificial slate roof with projecting eaves course. Ruled-and line rendered walls with raised quoins to east end, painted to west. Square-headed window openings with chamfered dressings and replacement windows. Modern shopfront to ground floor. Road-fronted.	<i>A typical mid nineteenth-century urban building with a pleasing scale which retains its early character. It was originally a large well-proportioned townhouse with the building to the west (15009229) and remains an important feature of the streetscape despite recent alterations.</i>	15009228	Regional
171	Olivia Danielle	Church Street  ATHLONE Athlone			Terraced two-bay three-storey over basement building, built c.1830, formerly part of three-bay structure with the building to east, divided 1877. Modern shopfront to ground floor. Now in use as retail outlet with accommodation over. Pitched artificial slate roof with projecting eaves course. Ruled-and line rendered walls with raised quoins to west end. Square-headed window openings with chamfered dressings and two-over-two pane timber sliding sash windows. Modern shopfront to ground floor. Road-fronted.	<i>A typical mid nineteenth-century urban building with a pleasing scale which retains its early character. It was originally a large well-proportioned townhouse with the building to the east (15009228) and remains an important feature of the streetscape despite recent alterations.</i>	15009229	Regional
172	House	Church Street Lloyds Lane ATHLONE Athlone			End-of-terrace two-bay three-storey over basement house, built c.1875, with c.1980 shopfront to ground floor. Now disused. Pitched artificial slate roof with cast-iron rainwater goods and rendered chimneystack to east. Plain cement rendered walls with square-headed window openings with replacement windows to first floor and two-over-two pane timber sliding sash windows to top storey. Modern shopfront to ground floor. Road-fronted.	<i>A plain urban building that retains its importance to the streetscape despite recent alterations. Site classified as 'building ground' until 1872 in Valuation Office papers.</i>	15009230	Local
173	Former industrial building - Burgess	Lloyd's Lane  ATHLONE Athlone			Terraced three-bay two-storey former industrial outbuilding, built c.1860, renovated with shopfront inserted c.1985. Pitched natural slate roof. Roughcast rendered walls with square-headed louvered openings to first floor. Segmental-headed carriage arch to northern most bay with timber double-doors. Modern tiled shopfront to ground floor. Road fronted on small lane running down from Church Street towards to River Shannon.	<i>A modest mid nineteenth-century industrial until or warehouse which has been altered in recent years. It was probably built in this location to make use of the River Shannon for transport purposes. It is unusual to find such a structure still surviving so close to the centre of a large town and it is a subtle reminder of Athlone's industrial past.</i>	15009239	Local
174	House	Lloyd's Lane  ATHLONE Athlone			Terraced four-bay two-storey vernacular house, built c.1803, with integral square-headed carriage arch to north. Pitched natural slate roof with rendered chimneystack to either end, cast-iron rainwater goods and projecting eaves course. Lime rendered roughcast walls with cast-iron wall ties over plinth. Square-headed window openings with cut stone sills six-over-six pane timber sliding sash windows with surviving early glass. Square-headed doorcase with timber door. Road fronted on small lane running down from Church Street towards to River Shannon.	<i>A highly attractive and important vernacular house dating from the very start of the nineteenth century. The irregular fenestration and the uneven walls give this house a great character. It is one of the few buildings in Athlone which retains its lime plaster rendering and early glass. This building is a very rare example of an urban vernacular house still surviving in its early form in Westmeath.</i>	15009240	Regional
175	Sheffield Jewellers	Church Street Lloyds Lane ATHLONE Athlone			Corner-sited two-bay two-storey house with two-storey return, built c.1850, renovated c.1985, with traditional style shopfront added. Pitched slate roof with cast-iron rainwater goods, projecting eaves course and rendered chimneystacks to either end. Ruled-and-lined rendered walls. Square-headed window openings with one-over-one pane timber sliding sash windows and cut stone sills. Modern shopfront to ground floor. Road fronted.	<i>A plain mid nineteenth-century structure that retains its importance to the streetscape despite recent alterations.</i>	15009241	Local
176	Joke Shop	Church Street  ATHLONE Athlone			Terraced two-bay three-storey house, built c.1765, renovated c.1940, and c.1985, with retail outlet to ground floor. One of a pair with the building to the east. Pitched natural slate roof with shared rendered chimneystack on square-plan. Rendered walls with square-headed window openings with cut stone sills and one-over-one pane timber sliding sash windows. Modern shopfront to ground floor.	<i>An attractive building that retains its early form and character despite alterations to the ground floor. The massive shared chimneystack on a square-plan is an indication of a mid-eighteenth century date. This building is an important component of the streetscape of Church Street, adding the historic core of Athlone.</i>	15009243	Regional





## Record of Protected Structures

RPS No	Structure	Address	Photo	CDP 08-14	Description	Appraisal	NIAH No	NIAH Rating
177	Medusa	Church Street  ATHLONE Athlone			Terraced single-bay three-storey house, built c.1765, with modern shopfront to ground floor. One of a pair with the building to the west. Pitched natural slate roof with shared rendered chimneystack on square-plan. Rendered walls with raised block quoins to the corners on upper floors. Square-headed tripartite window with block-and-start surrounds and replacement window to first floor, single replacement window with block-and-start surround above to second floor. Modern shopfront to ground floor. Road-fronted.	<i>An attractive building that retains its early form and character despite alterations to the ground floor. The massive shared chimneystack on a square-plan is an indication of a mid-eighteenth century building date. The wide tripartite, Wyatt-style window and the block-and-start openings indicates early nineteenth-century alterations and these sit well on the earlier fabric. This building is an important component of the streetscape of Church Street, adding the historic core of Athlone.</i>	15009244	Regional
178	Burgess	Church Street  ATHLONE Athlone			Terraced three-bay three-storey house, built c.1860, with shopfront added to ground floor c.1900. Pitched natural slate roof with projecting eaves course and cast-iron rainwater goods. Brick chimneystack to west end. Rendered façade with raised quoins to corners. Square-headed window openings with one-over-one pane timber sliding sash windows and cut stone sills. Modern shopfront to ground floor. Road-fronted.	<i>A typical plain mid nineteenth-century building which retains its character and form despite recent alterations. This simple structure may contain the fabric of an earlier building on account of the tall chimneystack to the west end. It remains and important addition to the streetscape of Church Street close to the historic core of Athlone.</i>	15009245	Regional
179	Department store -Burgess	Church Street Custume Place ATHLONE Athlone			Terraced eight-bay two-storey over basement with attic storey department store with single-bay three-storey pedimented breakfront, dated 1899. Renovated, c.1970, with new shopfront added to ground floor. Pitched natural slate roof with red brick chimneystacks to either end and decorative cast-iron rainwater goods. Rendered walls with stucco detailing, including pilasters, cornice, string course and raised stucco lettering. Square-headed window openings with timber fixed pane windows with four pane bottom-hung casements over to first floor, replacement windows above to dormer range. Moulded stu...	<i>This is an imposing and substantial purpose-built commercial building that retains its early form and character. This fine structure occupies a prominent corner site towards the centre of Athlone and is a landmark building on Church Street. It dates from the period when big department stores in town centres were becoming fashionable around the turn of the twentieth century. The stucco detailing, typical of the period, and the elaborate collection of cast-iron rainwater goods are noteworthy features of artistic merit.</i>	15009246	Regional
180	Burgess	Custume Place  ATHLONE Athlone			Terraced three-bay three-storey house, c.1850, now with c.1980 shopfront and commercial offices over. Pitched natural slate roof with projecting eaves course and red brick chimneystacks to either end. Cement rendered walls. Square-headed window openings with cut stone sills and replacement windows. Round-headed doorcase to west-end with replacement timber panelled door with plain fanlight over. Modern shopfront to ground floor. Road-fronted on sloping site.	<i>This plain building forms part of the of the Burgess store complex and as such is a component of a significant landmark group. It occupies a prominent site overlooking Custume Place and retains its original proportions and character despite recent alterations.</i>	15009247	Regional
181	Pied a Terre	Custume Place  ATHLONE Athlone			Terraced three-bay three-storey over basement house, built c.1800. Now in use as commercial premises with accommodation over. One of a terrace of three. Pitched natural slate roof with projecting eaves course, cast-iron rainwater goods and brick chimneystack with clay pots to east end. Rendered walls. Square-headed window openings, diminishing in size to second floor, with cut stone sills and replacement windows. Round-headed doorcase to west end with timber panelled door and plain fanlight over. Modern shopfront to ground floor. Road-fronted occupying sloping site.	<i>A plain but well-proportioned urban building of late eighteenth-century appearance, which retains its original character despite recent alterations. It forms part of an attractive terrace and remains an integral component of the streetscape close to the historic core of Athlone.</i>	15009248	Local
182	Custume Cuts	Custume Place  ATHLONE Athlone			Terraced three-bay three-storey house, built c.1800. Now in use as retail outlet with offices to upper floors. One of a terrace of three. Pitched natural slate roof with projecting eaves course, cast-iron rainwater goods and a shared rendered chimneystack to east end. Roughcast rendered walls with smooth rendered margins. Square-headed window openings, diminishing in size to second floor, with cut stone sills and replacement windows. Square-headed doorcase to west end with timber panelled door and plain overlight. Modern shopfront to ground floor. Road-fronted occupying sloping site.	<i>A plain but well-proportioned urban building of late eighteenth-century appearance, which retains its original character despite recent alterations. It forms part of an attractive terrace and remains an integral component of the streetscape close to the historic core of Athlone.</i>	15009249	Local
183	Gertie Browne	Custume Place Stand Street ATHLONE Athlone			End-of-terrace three-bay three-storey house, built c.1800. Now in use as public house with accommodation over. One of a terrace of three. Pitched natural slate roof with projecting eaves course, cast-iron rainwater goods and shared rendered chimneystacks to either end. Roughcast rendered walls with raised block quoins to corners. Square-headed window openings, diminishing in size to second floor, with cut stone sills and replacement windows. Round-headed doorcase to east end with timber panelled door and plain fanlight over. Modern shopfront to ground floor. Road-fronted occupying corner site.	<i>A plain but well-proportioned urban building of late eighteenth-century appearance, which retains its original character despite recent alterations. It forms part of an attractive terrace and remains an integral component of the streetscape close to the historic core of Athlone.</i>	15009250	Local

## Record of Protected Structures








RPS No	Structure	Address	Photo	CDP 08-14	Description	Appraisal	NIAH No	NIAH Rating
184	Bollards	The Strand  ATHLONE Athlone			Riverside quays, built between 1841-1849, incorporating limestone quay walls, limestone steps and cast-iron bollards (dated 1844). Modern concrete plinth wall and railings set behind quay wall. Located on east bank of the River Shannon to south of Shannon Road Bridge.	<i>An attractive and well-built limestone quay that is now a local amenity. It was originally constructed as part of the Shannon Navigation Works carried out by the 1840s to open up the River Shannon to increased river trade and make Athlone a major inland port.</i>	15009261	Regional
185	St. Enda's	Strand Street  ATHLONE Athlone			End-of-terrace two-bay three-storey house, built c.1785. One of a pair with building to the north. Pitched natural slate roof with projecting eaves course and a shared roughcast rendered chimneystack to north end. Roughcast rendered walls over smooth rendered plinth. Square-headed window openings with cut-stone sills and replacement windows. Round-headed door to north end with limestone block-and-start surround, timber panelled door and plain fanlight over. Road-fronted on corner site.	<i>A substantial terraced house which retains its early form and character. The fine doorcase is a noteworthy feature of artistic merit. This attractive terrace was constructed in the late eighteenth-century, a period of relative economic prosperity in Ireland, and probably originally housed a local merchant family. This building remains an important component of the historic streetscape of Athlone.</i>	15009262	Regional
186	House	Strand Street  ATHLONE Athlone			Terraced two-bay three-storey house, built c.1785. One of a pair with building to the south. Pitched natural slate roof with projecting eaves course and a shared roughcast rendered chimneystack to south end. Cement rendered walls. Square-headed window openings with cut-stone sills and replacement windows. Round-headed door to south end with limestone block-and-start surround, replacement glazed timber panelled door and spoked fanlight over. Road-fronted.	<i>A substantial terraced house which retains its early form and character. The fine doorcase is a noteworthy feature of artistic merit. This attractive terrace was constructed in the late eighteenth-century, a period of relative economic prosperity in Ireland, and probably originally housed a local merchant family. This building remains an important component of the historic streetscape of Athlone.</i>	15009263	Regional
187	River Lodge	Strand Street  ATHLONE Athlone			Terraced three-bay three-storey house, built c.1785. Now in use as a guest house. Pitched natural slate roof with projecting eaves course, cast-iron rainwater downpipes and a shared brick chimneystack to north end. Cement rendered walls. Square-headed window openings with cut stone sills and replacement windows. Round-headed doorcase, slightly off-set to centre, with limestone block-and-start surround, replacement timber panelled door with spoked fanlight over.	<i>A substantial terraced house which retains its early form and character. The fine doorcase is a noteworthy feature of artistic merit. This attractive terrace was constructed in the late eighteenth-century, a period of relative economic prosperity in Ireland, and probably originally housed a local merchant family. This building remains an important component of the historic streetscape of Athlone.</i>	15009264	Regional
188	Strand House	Strand Street  ATHLONE Athlone			End-of-terrace three-bay three-storey over basement house, built c.1770. Now divided into apartments. Pitched natural slate roof (recently sprocketed) with projecting eaves course and brick chimneystacks to either end. Lime roughcast rendered over smooth rendered plinth. Square-headed window openings with cut stone sills and six-over-six pane timber sliding sash windows and a Venetian window to first floor and three-over-six pane timber sliding sash to second floor. Some early crown glass still remains insitu. Round-headed doorcase with cut-stone architraved surround with keystone, fielded tim...	<i>An important late eighteenth-century town house with some interesting Palladian features, such as the Venetian window to the first floor. It retains its early form and character and some important early fabric including the lime rendering and crown glass. The doorcases are noteworthy features of artistic merit. This fine house forms part of an attractive terrace of late eighteenth-century houses and remains an integral component of the historic streetscape of Athlone.</i>	15009265	Regional
189	House	Custume Place Bridge Street ATHLONE Athlone			Semi-detached four-bay three-storey with dormer attic former boarding house, constructed in 1897, now in use as commercial offices. Central two bays slightly recessed with gable above eaves on entrance front (east). Pitched artificial slate roof with cast-iron rainwater goods and rendered chimneystacks. Cement rendered walls with corbelled eaves course. Segmental-headed opening to centre of ground floor, round-headed openings to first floor and square-headed openings to second floor, all with replacement windows. Oculus opening to gable on entrance front. Round-headed doorcases with timber doo...	<i>A substantial and well-proportioned late nineteenth-century institutional building which occupies a very prominent site close to Athlone Road Bridge. It retains its early rather sombre character and form and is an interesting addition to the streetscape of Athlone. The variety of differently shaped window openings is an unusual and noteworthy feature.</i>	15009269	Regional
190	Irish Life	Custume Place  ATHLONE Athlone			End-of-terrace five-bay two-storey commercial building having a chamfered corner/bay to the east end, built c.1880, renovated c.1990. Hipped and pitched artificial slate roof having a moulded eaves course. Rendered chimneystack to the southeast corner. Ruled-and-line rendered walls over smooth rendered plinth with raised block quoins to the corners. Square-headed window openings, over modern stallrisers, having stone sills and inset shallow segmental-headed replacement windows. Shallow segmental-headed window openings to the first floor openings having replacement windows and with hoodmoulding...	<i>A modestly-scaled commercial building, of late nineteenth-century appearance, which retains some of its early character despite extensive recent alterations. The hoodmouldings over the first floor windows are an interesting feature, which adds interest to the streetscape. This building is located in a very prominent position in the streetscape and its modest scale blends in nicely with the mainly older building stock in this part of Athlone Town centre.</i>	15009270	Local

## Record of Protected Structures


RPS No	Structure	Address	Photo	CDP 08-14	Description	Appraisal	NIAH No	NIAH Rating
191	IRA Memorial	Custume Place  ATHLONE Athlone			Freestanding limestone memorial, erected c.1953, comprising carved figure of IRA volunteer on two-stage limestone plinth on rectangular plan. Set back from road on raised platform and surrounded by modern metal railings.	<i>An attractive memorial of some artistic design distinction exhibiting a high degree of craftsmanship. It commemorates the Athlone Brigade of the IRA (1916-1921) and is of historical significance. It occupies a very prominent position in the streetscape. The figure is quite reminiscent of the heroic Soviet-style carved figures/memorials, c. 1920-50, found in Eastern Europe. This memorial was carved by Desmond Broe, a member of a prominent family of sculptors operating out of Harold's Cross in Dublin.</i>	15009271	Regional
192	Athlone Methodist church	Northgate Street  ATHLONE Athlone			Detached three-bay single-cell Gothic Revival-style Methodist church with ashlar limestone spirelets on octagonal plan to either side of entrance front (east), built c.1865. Octagonal plan sanctuary to rear (west). Steeply pitched slate roof, hipped over sanctuary rising to louvred vent to rear. Constructed of rock-faced limestone with ashlar limestone detailing. Pointed-arched openings with cusped heads to nave of church, rose window above entrance. Pointed-arched entrance set in slightly projecting gable-fronted porch with timber double doors, flanked by pointed arched entrances with cast-i...	<i>A fine example of Victorian church in a muscular Gothic Revival-style with robust, almost aggressive detailing. It is an unusual design for a Methodist church, which tend to be quite plain in terms of design and decoration. The ashlar dressings to the rock-faced limestone walls underline the appealing contrast of textures evident in this church. This attractive building was built to designs by Alfred G. Jones (1822-1913) and the foundation stone was laid on 25th of February 1864. It replaced an earlier Methodist church (built c.1767), which was located close to Court Devenish House. The presen...</i>	15009273	Regional
193	House	Court Devenish  ATHLONE Athlone			End-of-terrace two-bay two-storey house, built c.1820. One of a terrace of three. Pitched natural slate roof with cast-iron rainwater goods and a shared brick chimneystack to the west end. Roughcast rendered walls over smooth rendered plinth. Segmental-headed window opening to ground floor with paired window, square-headed openings to first floor with paired and single windows, all now with replacement sash-style casement windows. Round-headed doorcase to east end with flush limestone block-and-start surround and replacement door with plain fanlight over. Road-fronted.	<i>An attractive, if modest, early nineteenth-century house, which retains its early form and character despite loss of original fittings to openings in recent years. The limestone doorcase and the paired windows are noteworthy features that adds interest to the streetscape. Forms part of an interesting terrace to the north of Athlone.</i>	15009279	Regional
194	House	Court Devenish  ATHLONE Athlone			Terraced two-bay two-storey house, built c.1820. One of a terrace of three. Pitched natural slate roof with cast-iron rainwater goods and a shared brick chimneystack to the east end. Roughcast rendered walls over smooth rendered plinth. Segmental-headed window opening to ground floor with paired window, square-headed openings to first floor with paired and single windows, all now with replacement sash-style casement windows. Round-headed doorcase to west end with flush limestone block-and-start surround and replacement door with plain fanlight over. Road-fronted.	<i>An attractive, if modest, early nineteenth-century house, which retains its early form and character despite loss of original fittings to openings in recent years. The limestone doorcase and the paired windows are noteworthy features that adds interest to the streetscape. Forms part of an interesting terrace to the north of Athlone.</i>	15009280	Regional
195	House	Court Devenish  ATHLONE Athlone			Terraced two-bay two-storey house, built c.1820. One of a terrace of three. Pitched natural slate roof with cast-iron rainwater goods and a shared brick chimneystack to the west end. Roughcast rendered walls over smooth rendered plinth. Segmental-headed window opening to ground floor with paired window, square-headed openings to first floor with paired and single windows, all now with replacement windows. Round-headed doorcase to east end with flush limestone block-and-start surround and replacement door with plain fanlight over. Road-fronted.	<i>An attractive, if modest, early nineteenth-century house, which retains its early form and character despite loss of original fittings to openings in recent years. The limestone doorcase and the paired windows are noteworthy features that adds interest to the streetscape. Forms part of an interesting terrace to the north of Athlone.</i>	15009281	Regional
196	House	Court Devenish  ATHLONE Athlone			End-of-terrace three-bay two-storey with dormer attic house, built c.1820. Pitched artificial slate roof with brick chimneystacks to either end. Roughcast rendered walls over smooth rendered plinth. Square-headed window openings with replacement windows. Round-headed doorcase to centre with flush limestone block-and-start surround and replacement door with spoke fanlight over. Road-fronted at corner site.	<i>An attractive, if modest, early nineteenth-century house, which retains its early form and character despite loss of original fittings to openings in recent years. The limestone doorcase is a noteworthy features that adds interest to the streetscape. Forms part of an interesting group of houses of similar date and detailing on Court Devenish to the north of Athlone.</i>	15009282	Local
197	Masonic Lodge	Northgate Street  ATHLONE Athlone			Terraced two-bay two-storey gable-fronted former Masonic lodge, built c.1914, later converted to commercial premises. Now disused. Pitched artificial slate roof hidden behind ornamental parapet with round gablet with Masonic insignia and dated '1810'. Rendered façade with stucco detailing. Engaged Doric pilasters with entablature above to ground floor. Square-headed openings with replacement windows, drip mouldings above first floor openings. Square-headed doorcase with replacement timber sheet double-doors with overlight above. Road-fronted.	<i>A curious building with an inventive façade, curiously dated '1810' though recorded as opening in 1915. The present building served as the premises of 'Lodge 101', which was originally formed in Athlone on 10 March 1739, and moved around various premises on Northgate Street. The present structure is on the site of a 'meeting house' marked on a 1837 map of Athlone and may have been the site of a previous Masonic hall or perhaps the fabric of this building was used in the present structure. It remains an important and historical interesting addition to the streetscape of Athlone.</i>	15009291	Regional










## Record of Protected Structures

RPS No	Structure	Address	Photo	CDP 08-14	Description	Appraisal	NIAH No	NIAH Rating
198	Gainsborough House	Northgate Street  ATHLONE Athlone			Terraced two-bay three-storey house with two-storey arched recess containing single-bay oriel window to front façade, built in 1895. Modern shopfront to ground floor. Now in use as retail outlet with accommodation over. Pitched slate roof with cast-iron rainwater goods and a brick chimneystack to north end. Yellow brick walls with moulded red brick detailing. Timber canted oriel window to first floor flanked by round-headed opening with replacement window, square-headed openings to second floor with replacement windows. Round-headed doorcase to south end with replacement timber door and plain ...	<i>An unusual and very individual house with interesting moulded brick detailing. The two-storey recessed arch with the oriel window is a most unique design and adds curiosity to the streetscape. This house was built by Robert Smith, a major local builder at the time. Smith was also responsible for a number of attractive and inventive buildings along the Ballymahon Road to the northeast of Athlone and possibly another curious brick building at St. Mary's Place (15009063).</i>	15009293	Regional
199	House	Northgate Street  ATHLONE Athlone			Terraced two-bay three-storey house, built c.1840. Pitched artificial slate roof with cast-iron rainwater goods and a rendered chimneystack to the south end. Roughcast rendered walls over smooth rendered plinth with square-headed openings with cut-stone sills and replacement windows. Round-headed doorcase to north end with moulded architrave, timber panelled door and plain fanlight over. Road-fronted.	<i>A plain mid nineteenth-century house that retains its early character and form despite the recent loss of original fittings. It remains an attractive and important feature in the streetscape of Athlone.</i>	15009294	Local
200	Dillon's Shoes	Custume Place Northgate Street ATHLONE Athlone			Terraced five-bay three-storey corner-sited commercial building with offices over, built c.1905, with chamfered corner to junction of Custume Place and Northgate Street. Roof hidden behind raised brick parapet. Constructed of red brick with channelled brick pilasters between bays and terracotta detailing to openings and to ground floor. Square-headed fixed pane display windows to ground floor, segmental-headed above, all with replacement windows. Square-headed doorcase to chamfered corner with Queen Anne-style terracotta hood supported on console brackets with square-headed window over with pe...	<i>A fine purpose-built commercial premises with elaborate terracotta tiling and detailing, which retains its original form and fabric. This building is one of the very rare examples of an early twentieth-century shopfront with such detailing in County Westmeath. It occupies a prominent corner site and is an important and visually stimulating addition to the streetscape of Athlone.</i>	15009296	Regional
201	Genoa Café	Custume Place  ATHLONE Athlone			Terraced four-bay three-storey house, built c.1840, with shopfront added to ground floor, c.1960. Now in use as restaurant with accommodation over. Pitched natural slate roof with cast-iron rainwater goods and rendered chimneystacks to each gable end. Rendered walls with raised block quoins to corners on upper floors. Square-headed window openings with replacement windows to upper floors. Square-headed doorcase to east end with timber panelled door with overlight above. Tiled shopfront with chrome detailing added to ground floor, c.1960, with concrete canopy over with wrought-iron balustrade w...	<i>A substantial mid nineteenth-century building with an interesting and rare example of a 1950s/60s tiled shopfront to ground floor. A interesting and eclectic addition to the streetscape of Athlone.</i>	15009297	Local
202	Dimensions	Custume Place  ATHLONE Athlone			Terraced two-bay three-storey over basement house, built c.1820. Now in use as retail outlet with offices over. One of a pair with the building to the west. Pitched artificial slate roof with cast-iron rainwater goods and a rendered chimneystack to west end shared with adjacent property. Remains of former steeply pitched gable to east end. Rendered walls with square-headed openings with cut-stone sills and replacement windows. Modern shopfront to ground floor. Road-fronted.	<i>A modest early nineteenth-century structure that retains its scale and importance to the streetscape. The remains of the steeply pitched gable to the east end suggests that this structure contains the fabric of an early, pre-1700 AD structure.</i>	15009300	Regional
203	Barnardos	Church Street  ATHLONE Athlone			Terraced three-bay three storey house, built c.1780, with segmental-headed integral carriage arch to east bay giving access to public lane. Now in use as a retail outlet. Pitched artificial slate roof with cast-iron rainwater goods and rendered chimneystacks to either end. Ruled-and-lined rendered walls with raised block quoins to corners. Square-headed window openings with one-over-one pane timber sliding sash windows and cut-stone sills. Modern shopfront with square-headed door opening and round-headed windows to west end. Road-fronted.	<i>An attractive and well-proportioned building which retains its early character and form. This structure appears to be marked on the Ranelagh Estate map of Athlone (1784,) but the detailing to the façade is mid nineteenth-century in date. It retains its importance to the streetscape of Athlone close to the historic core of Athlone.</i>	15009303	Regional
204	House	Preaching Lane  ATHLONE Athlone			Semi-detached three-bay two-storey house, built c.1890. Pitched artificial slate roof with moulded eaves cornice and a shared rendered chimneystack to north. Ruled-and-line rendered walls with raised quoins to south corner. Square-headed openings with replacement windows and doors. Timber canopy over central square-headed doorcase with plain overlight. Set back from road with rendered wall with cast-iron railings over and a cast-iron gate and piers to front (east).	<i>An modest nineteenth century house that has lost its original fabric and character.</i>	15009308	Local

## Record of Protected Structures








RPS No	Structure	Address	Photo	CDP 08-14	Description	Appraisal	NIAH No	NIAH Rating
205	House, St. John's	Preaching Lane  ATHLONE Athlone			Semi-detached three-bay two-storey house, built c.1890, with integral segmental-headed carriage arch to north end. Pitched natural slate roof with moulded eaves cornice and a shared rendered chimneystack to south. Ruled-and-line rendered walls with raised quoins to north corner. Square-headed window openings with rendered reveals and two-over-two pane timber sliding sash windows. Central square-headed doorcase with timber door and plain overlight. Timber sheeted double-doors to carriage arch. Set back from road with small garden to front. Bounded on street frontage by a rendered wall with cas...	<i>A pleasant late nineteenth house that retain its early character and fabric. The eaves cornice and cast-iron railings are interesting features that add incident to the streetscape of Preaching Lane.</i>	15009309	Regional
206	House	Court Devenish Preaching Lane ATHLONE Athlone			Attached corner-sited three-bay two-storey house, c.1890, with two-storey return to rear (south). Hipped natural slate roof with sprocketed eaves, rolled lead ridges, moulded cast-iron rainwater goods and a central rendered chimneystack. Rendered walls with raised quoins to corners. Square-headed window openings with chamfered dressings, cut-stone sills and replacement windows. Square-headed doorcase to centre of façade with glazed timber door with plain overlight above. Set slightly back from road with small garden to front (north). Bounded on road by rendered wall with cast-iron railings and...	<i>An attractive middle-sized late nineteenth-century house which retains its early form and character. The massing of the house could almost be late eighteenth-century in date but this building is said to have been built by a local plumbing contractor at the end of the nineteenth century. This well-proportioned building makes a positive contribution to the streetscape.</i>	15009311	Regional
207	House	Church Street  ATHLONE Athlone			Terraced three-bay three-storey over basement house, built c.1780. Renovated c.1850. Modern shopfront to ground floor. Now disused. Pitched artificial slate roof hidden behind parapet. Ruled-and-line rendered façade. Square-headed architraved window openings with one-over-one pane timber sliding sash windows and cut-stone sills. Modern traditional style timber shopfront to ground floor. Stepped back from road with wheelchair ramp with modern metal railings to front.	<i>A substantial and well-proportion late eighteenth-century building which retains its scale and importance to the streetscape. Much of the present detailing to the front façade dates to a mid nineteenth-century renovation. This house was originally built by a T. Wright in 1777 and forms an attractive pair with the similarly detailed building to the east.</i>	15009323	Regional
208	House	Church Street  ATHLONE Athlone			Terraced three-bay three-storey over basement house, built c.1780, renovated c.1850. Shopfront to ground floor, c.1910. Now disused. Pitched slate roof hidden behind parapet with moulded cornice. Ruled-and-line rendered façade over plinth. Raised block quoins to corners. Square-headed architraved window openings with one-over-one pane timber sliding sash windows and cut-stone sills. Round-headed doorcase to east end with blocked architraved surrounds, timber panelled door and elongated plain fanlight over. Shopfront to ground floor flanked by pilasters with consoles supporting moulded cornice ...	<i>A substantial and well-proportion late eighteenth-century building which retains its scale and importance to the streetscape. The architraved doorcase, the shopfront and the heavy moulded cornices are interesting features of artistic merit. Much of the present detailing to the front façade dates to a mid nineteenth-century renovation. This house was originally built by T. Wright in 1777 and forms an attractive pair with its more plainly decorated neighbour to the west (15009323).</i>	15009324	Regional
209	One Step to the Aisle	Church Street  ATHLONE Athlone			Terraced three-bay three-storey house, built c.1886. Now in use as retail outlet with accommodation over. Pitched artificial slate roof hidden behind parapet with moulded cornice. Rendered walls. Square-headed window openings with moulded architraves, cut-stone sills and replacement windows. Modern replica traditional timber shopfront to ground floor with square-headed openings. Road-fronted.	<i>An attractive terraced building which retains its early character and form despite recent alterations. This building was apparently built in 1886 (Valuation Office) but looks very similar to the late eighteenth-century buildings to the immediate west (15009323 and 15009324), suggesting that this may be a partial rebuild. It remains an important component of a terrace of three-storey buildings of a similar scale which positively contribute to the streetscape of Athlone.</i>	15009325	Local
210	The Gift and Design Shop	Church Street  ATHLONE Athlone			Terraced four-bay three-storey over basement house, built c.1790, extensively renovated c.1880. Formerly a public house, now in use as a retail outlet. Pitched artificial slate roof, gable to west end higher than present roof level. Ruled-and-line rendered over limestone plinth with raised block quoins to west end. Square-headed window openings with cut-stone sills, two-over-two pane timber sliding sash and timber casement windows. Round-headed doorcase to east end with block-and-start surround, replacement timber door and plain fanlight over. Square-headed doorcase to west end with timber pan...	<i>An interesting structure that retains its early character and which has a considerable presence on the historic streetscape of Church Street. This building may have been built as two separate properties. The projecting gable wall to the west end, the unusual mass and the fact that this building is set forward from its neighbours to either side, suggests that this building may incorporate the fabric of a much older structure. The present building is reputedly on the site of 'The Black Horse Inn', a commercial premises which can be traced back as far as 1722.</i>	15009327	Regional
211	St. Mary's Church of Ireland church	Church Street  ATHLONE Athlone		34	Freestanding Church of Ireland church, built c.1827, comprising three-bay nave with three stage tower on square-plan attached to west end with battlemented parapet and corner pinnacles. Polygonal chancel added to the east, c.1869. Pitched natural slate roof with cast-iron rainwater goods and raised limestone verge to east end. Nave constructed of limestone rubble with roughcast rendering over to east gable and ashlar detailing. Tower and chancel constructed of coursed dressed limestone with clasping buttresses, ashlar string courses and oculi openings to second stage of tower. Pointed-arched ...	<i>An attractive early nineteenth-century church which retains its original form, fabric and character. It is built to the usual Board of First Fruits plan and was built to designs by a Mr Richards. The later chancel was designed by J. Rawson Carroll (1830-1911), a noted late nineteenth-century architect who designed the village of Ardagh, Co. Longford, and a number of courthouses amongst other notable commissions. The present church replaced an earlier church(es) on the same site dating back to 1452. The previous church, of which only the tower remains, was built c. 1622. Many of the fine marbl...</i>	15009330	Regional

## Record of Protected Structures








RPS No	Structure	Address	Photo	CDP 08-14	Description	Appraisal	NIAH No	NIAH Rating
212	Church tower, St. Mary's Church of Ireland church	Church Street ATHLONE Athlone		66	Freestanding three-stage church tower on square-plan with stepped Irish crenellations to parapet, built c.1622, renovated and raised, c.1761 and c.1789. Church demolished c.1827. Constructed of coursed rubble limestone with flush ashlar quoins to corners and moulded limestone cornice below crenellations. Round-headed rebated doorcase to south with replacement timber double doors and cut limestone surround. Round-headed openings to belfry with louvred timber vents. Wrought-iron weather vane to crenellated parapet. Set with grounds of St. Mary's Church.	<i>An historically significant church tower which is a prominent and attractive landmark. It is all that remains above ground of the former St. Mary's Church, which was originally built in 1622 by Lord Grandison when he was the President of Connaught. This church was demolished, c. 1828, once the present St. Mary's Church was completed. Many of the early monuments in the nineteenth century church were originally sited in the church that adjoined this tower. The finely carved doorcase is an attractive feature of artistic merit. The bell in the belfry was reputedly used by General Ginkel to signal...</i>	15009331	Regional
213	House - Noel Ryan	Mardyke Street ATHLONE Athlone			Terraced three-bay three-storey house, c.1850. Now with commercial offices to ground floor and living accommodation over. Pitched natural slate roof with rendered chimneystacks to either end and cast-iron rainwater goods. Cement rendered walls with square-headed window openings with replacement windows. Recessed modern shopfront to ground floor. Road-fronted.	<i>An attractive building which retains its importance to the streetscape despite recent renovations.</i>	15009364	Local
214	O'Meara Property Advisers	Mardyke Street ATHLONE Athlone			Terraced three-bay three-storey house, rebuilt c.1925. Now with commercial offices to ground floor and apartments over. Pitched slate roof with rendered chimneystacks to either end. Smooth rendered to ground floor, pebbledashed over with raised block quoins to corners. Square-headed window openings with two-over-two pane timber sliding sash windows with horizontal glazing bars. Central square-headed doorcase to ground floor with timber door and plain overlight above. Road-fronted.	<i>An attractive structure which was rebuilt in a mid nineteenth-century style after fire in during the Civil War in 1922. This building probably contains earlier fabric and fits in well with the surrounding buildings.</i>	15009365	Local
215	House - Carey's	Mardyke Street ATHLONE Athlone			Terraced three-bay three-storey house, built c.1800. Now in use as a public house with accommodation over. Pitched natural slate roof with rendered chimneystacks with brick coping to either end. Smooth rendered walls with raised block quoins to corners. Square-headed window openings with replacement windows and cut-stone sills. Modern shopfront to ground floor with square-headed doorcases with replacement doors and simple overlights. Road-fronted on sloping site.	<i>A prominent commercial building that retains its early character despite recent renovations. The small windows on the top floor suggest a late eighteenth-century date. This building makes a positive contribution to the streetscape of Athlone.</i>	15009366	Local
216	House	Garden Vale Terrace Ballymahon Road ATHLONE Athlone			Terraced two-bay two-storey over basement house, built c.1890, with full-height canted bay window to south end. One of a pair with the building to north. Pitched slate roof with projecting brick eaves course and a rendered brick chimneystack with brick detailing to south end. Roughcast-rendered walls, red brick to canted bay with yellow brick string courses. Square-headed window openings with cut stone sills and replacement windows, limestone lintels to openings on canted bay. Square-headed doorcase with timber door, glazed surrounds and simple overlight inset in round-headed arch with moulded...	<i>An inventive late nineteenth-century house with some interesting brick detailing and a noteworthy doorcase of artistic merit. It survives with its character intact and forms and attractive pair with the building to the north. The contrast between the gray roughcast render and the decorative brick detailing creates and interesting visual effect. This house remains an attractive feature in an elevated location and makes a significant contribution to the streetscape.</i>	15009386	Regional
217	House	Garden Vale Terrace Ballymahon Road ATHLONE Athlone			Terraced two-bay two-storey over basement house, built c.1890, with full-height canted bay window to north end. One of a pair with the building to south. Pitched slate roof with projecting brick eaves course and a rendered brick chimneystack with brick detailing to north end. Modern rooflights. Roughcast-rendered walls, red brick to canted bay with yellow brick string courses. Square-headed window openings with cut stone sills and replacement windows, limestone lintels to openings on canted bay. Square-headed doorcase with timber door, glazed surrounds and simple overlight inset in round-head...	<i>An inventive late nineteenth-century house with some interesting brick detailing and a noteworthy doorcase of artistic merit. It survives with its character intact and forms and attractive pair with the building to the north. The contrast between the gray roughcast render and the decorative brick detailing creates and interesting visual effect. This house remains an attractive feature in an elevated location and makes a significant contribution to the streetscape.</i>	15009387	Regional
218	House	Garden Vale Terrace Ballymahon Road ATHLONE Athlone			Terraced two-bay two-storey over basement house, built c.1890. One of a pair with the building to the north. Pitched natural slate roof with cast-iron rainwater goods and a yellow brick chimneystack with red brick detailing. Rendered walls. Square-headed window openings with two-over-two pane timber sliding sash windows, round-heading window opening to north (above doorcase). Round-headed doorcase with replacement timber door and plain fanlight over. Flight of (shared) limestone steps to front. Set back from road in own grounds with rendered boundary wall with iron railings over to entrance fr...	<i>A dignified late nineteenth-century house which retains its early form, character and fabric. It forms an attractive pair with the building to the north and remains an important element of the streetscape.</i>	15009388	Regional




## Record of Protected Structures

RPS No	Structure	Address	Photo	CDP 08-14	Description	Appraisal	NIAH No	NIAH Rating
219	House	Garden Vale Terrace Ballymahon Road ATHLONE Athlone			Terraced two-bay two-storey over basement house, built c.1890. One of a pair with the building to the south. Pitched natural slate roof with cast-iron rainwater goods and rendered chimneystack to north end. Rendered walls. Square-headed window openings with replacement windows, round-heading window opening to north (above doorcase). Round-headed doorcase with replacement timber door and plain fanlight over. Flight of (shared) limestone steps to front. Set back from road in own grounds with rendered boundary wall with iron railings over to entrance front.	<i>A dignified late nineteenth-century house which retains its early form, character and fabric. It forms an attractive pair with the building to the north and remains an important element of the streetscape.</i>	15009389	Regional
220	Postbox	Mardyke Street  ATHLONE Athlone			Wall-mounted cast-iron post box, c.1940, with inscribed "P&T" insignia. Set into wall of former post office on Mardyke Street.	<i>An attractive piece of mass produced early twentieth-century cast-iron. Well-maintained and still in use, this modest artefact is a subtle addition to the streetscape. The raised 'P&amp;T' insignia in Celtic-style font attests to the promotion of a national identity upon the establishment of the Independent State.</i>	15009392	Regional
221	Weir	Golden Island  GOLDEN ISLAND Athlone			Weir on crescent-shaped plan spanning the River Shannon, built c.1845 and possibly incorporating the fabric of earlier weirs to site. Stepped salmon leap to the centre. Constructed of cut limestone with cement rendered slipway, c.1960, to the east bank having rubble stone sheltering walls with cut stone coping over. Associated Shannon Navigation lock (15000345) to the west bank. Located to the south of The Shannon Road Bridge (15000006).	<i>This weir and associated works are an important part of the industrial heritage of Athlone. They were originally built as part of the Shannon Navigation works, which took place between 1840-9 with the intention of opening the Shannon to increased commercial traffic and trade. The associated lock is located to the west (15000345) and together these feature transverse the River Shannon to the south of the main Shannon Road Bridge (15000010) in Athlone. These well-built and robust works are typical of the engineering projects of the Victorian Period and are an integral part of the industrial, eco...</i>	15009404	Regional
222	Wall, slipway and steps	The Strand  ATHLONE Athlone			Retaining wall of river, incorporating slipway and flights of limestone steps, built c.1847, with adjoining jetty. Located on east bank of River Shannon.	<i>An attractive and well-built promenade and retaining wall that is now a local amenity. It was originally constructed as part of the Shannon Navigation Works carried out by the 1840s and 1850s to open up the River Shannon to increased river trade and make Athlone a major inland port.</i>	15009405	Regional
223	Entrance gateway, Our Lady's Bower	Lower Road  ANKERS BOWER Athlone		33	Entrance gateway, erected c.1889, with cast-iron quadrant screen railings and cast-iron gate piers with lancet panels, quatrefoil panels and decorative finials. Pair of ashlar limestone piers on square plan and sections of coursed rubble limestone walls to east and west. Located to the north of Our Lady's Bower (15010106)	<i>An elegant gateway incorporating good quality late-Victorian mass-produced cast-iron work. The gates themselves have been removed and the entrance probably widened to accommodate bus traffic. Ironwork manufactured by M/S Kennan, Dublin. The gates, together with the limestone piers and boundary wall are an attractive component of streetscape along Lower Road and form an interesting group with Our Lady's Bower to the south.</i>	15010104	Regional
224	Convent building - Our Lady's Bower	Lower Road  ANKERS BOWER Athlone		33	Semi-detached seven-bay two-and three-storey convent building on H-shaped plan with advanced gabled breakfront to entrance gable (north) with copper spire above, built 1889. Chapel to west side of breakfront at first floor level. Various late-twentieth century extensions to the south. Pitched natural slate roofs with decorative clay ridge tiles, raised limestone verges, ashlar limestone chimneystacks and pedimented half-dormer windows. Constructed of dressed limestone with ashlar limestone plinth and ashlar detailing including moulded string courses and a gabled statue niche to pediment of br...	<i>This is a very interesting combination of convent, chapel and school in W.H Byrne's (1844-1913) typical, rather severe Gothic Revival-style. It survives with its form and character intact and is set within attractive landscaped grounds. The finely carved limestone details and the stained glass traceried windows are of artistic merit. The robust grey limestone walls of this sombre structure are softened by the variety of differently shaped window openings with ashlar detailing and by the stained glass windows. It remains an attractive structure and forms an interesting group with the nun's ceme...</i>	15010106	Regional
225	Bridge	Lower Road  CANNONFIELD Athlone			Single-arch railway bridge, c.1859, with rusticated limestone piers, parapets and voussoirs with dressed string course and copings. Located to the west of Athlone carrying Lower Road over railway line.	<i>A good quality robust railway bridge with rusticated masonry, typical of mid nineteenth-century railway architecture. This bridge was originally built as part of the Great Southern and Western Railway Company's Portllington to Athlone Midland line, which opened in October 1859.</i>	15010122	Regional

## Record of Protected Structures

RPS No	Structure	Address	Photo	CDP 08-14	Description	Appraisal	NIAH No	NIAH Rating
226	Entrance gateway, Marist College	Lower Road CANNONSFIELD Athlone			Gateway, erected c.1870, with pair of circular granite gate piers having moulded plinths, cornices and copings and cast-iron gate bracket in form of clenched fist; rebuilt in part with railings added, c.1980. channelled ashlar limestone outer piers on square-plan to east and west. Located to the south of Marist College.	<i>The loss of the original railings and gates diminishes what once must have been an impressive entrance. It remains an attractive feature to the west of Athlone and forms part of a interesting group with the main college building to the north.</i>	15010123	Local
227	Jabla House	Lower Road RETREAT Athlone			Detached three-bay two-storey house, built c.1890, with projecting single-bay single-storey porch to west and single-storey canted bay window to south. Pitched artificial slate roof with rendered chimneystacks with limestone string course and limestone coping. Cast-iron rainwater goods. Dutch gables to southwest corner with limestone coping and finials. Ruled-and-line rendered walls with string course and cornice detailing to porch and bay window. Square-headed openings with replacement windows, tripartite openings to ground floor. Ogee-headed opening to porch with square-headed doorcase with ...	<i>An interesting late nineteenth-century house, dominated by the Dutch-style gables topped with spiked finials, which retains its early character and form. It is set in mature landscaped grounds and is an attractive feature in the streetscape to the east of Athlone.</i>	15010146	Regional
228	Court Devenish 17thC house ruin	Court Devenish ATHLONE Athlone		43	Ruin of the early-seventeenth century two-storey over semi basement Court Devenish house. Constructed of random rubble with the remains of cut-stone door and window reveals and window mullions.	<i>Ruins of the early-seventeenth century Court Devenish house, which is located a short distance to the east in the front garden of the present Court Devenish house. This house was largely destroyed during the 1691 siege. The ruin remains an impotrant element of the historic streetscape of Athlone. It is located a short distance to the east in the front garden of the present Court Devenish house.</i>	15007164	None
229	Battlemented towers	Creggan CREGGAN UPPER Athlone			Two freestanding battlemented towers on square-plan, built c.1820, formerly part of the Creggan House estate (house demolished). Lime rendered walls with projecting ashlar limestone string courses and battlements to parapet. Square-headed and pointed-arch window openings, fittings now gone/blocked. Single tripartite window to one of the towers having cut limestone surrounds, mullions and transoms. Square-headed doorcases with remains of timber sheeted doors. Towers stand to either side of site of Creggan House. Set back from road in own grounds to the southeast of Athlone Town. Rubble limestone...	<i>An interesting pair of early nineteenth-century towers, originally associated with Creggan House (demolished), which retain their early form and character despite being out of use. These towers are well-built and have good quality ashlar limestone detailing with the battlemented parapets and the cut limestone mullioned and the ransomed window particularly noteworthy features. These structures originally flanked Creggan House and may have functioned as follies. They have a subdued Gothic character on account to the pointed arched window openings. Creggan House, itself, was burnt down in 1921 an...</i>	15402901	Regional
230	Gateway, Creggan House (demolished)	Creggan CREGGAN UPPER Athlone			Two former main entrance gates serving Creggan House (now demolished), built c.1815, each comprising a pair of moulded ashlar limestone gate piers (on square-plan) having moulded capstones over. Metal gates to both entrance. Gateways flanked to either side by rubble limestone boundary walls having ashlar coping over. Located to the south of the site of Creggan House and to the southwest of Athlone.	<i>Two ornate gateways that previously served as the main entrances to Creggan House (demolished). The fine ashlar limestone gates piers are very well carved and have extensive Classical mouldings. The style of these gates could almost be early eighteenth-century but they were probably erected during the early nineteenth-century. They act as an historical reminders of Creggan House, which was burnt down in 1921 and demolished before c.1930. They now stand as curious and interesting features along the main approach road into Athlone from the southeast, adding attractive incident to their roadside ...</i>	15402902	Regional
231	Cloonbonny Railway Bridge	CLOONBONNY Athlone			Single-arched railway bridge, built c.1859, carrying road over former Great Southern and Great Western Railway Company's Portarlinton to Athlone railway line. Still in active use. Constructed of snecked rusticated limestone with rock-faced limestone voussiors to the arch, ashlar limestone string course at road level and ashlar limestone coping over parapet walls. Located to the southeast of Athlone.	<i>A robust and elegantly-appointed railway bridge representing an important element of the transport and civil engineering heritage of County Westmeath. This bridge was originally built by the Great Southern and Western Railway Company to serve the Portarlinton to Athlone line, which opened in 1859. This bridge is one of a number of similar bridges in the area associated with this company. This bridge is well-built using snecked rusticated limestone, a typical feature of mid nineteenth-century engineering projects of this nature.</i>	15402906	Regional
232	Houses	Garden Vale Terrace Ballymahon Road ATHLONE Athlone			Terrace of four two-bay two-storey over basement houses, each with canted bay window to the ground floor, built c.1890. Pitched natural and artificial slate roofs with brick chimneystacks. Roughcast rendered walls. Square-headed openings with replacement windows, canted bay windows rising from basement to ground floor with replacement windows. Recessed square-headed doorcases with timber doors and plain overlights set in round-headed architraved surrounds. Flight of steps flanked by metal railings to front of each building. Set back from road in own grounds with gardens to front and rear. Boun...	<i>An attractive terrace of late nineteenth-century houses, which maintain their early character and form. The recessed architraved doorcases and canted bay windows are noteworthy features that are typical of the period of construction. This terrace holds a commanding position on the Ballymahon Road and continues to make a strong contribution to the streetscape of Athlone.</i>	15009382	Local

## Record of Protected Structures

RPS No	Structure	Address	Photo	CDP 08-14	Description	Appraisal	NIAH No	NIAH Rating
233	Houses	St. Mary's Place  LOUGHNASKIN Athlone			Terrace of seven three-bay single-storey over basement houses, built c.1890. Pitched artificial and natural slate roofs with projecting eaves course and shared rendered chimneystacks with clay chimney pots. Roughcast rendered facades, a number with original lime rendering. Square-headed window openings with cut stone sills and replacement windows. Square-headed doorcases with timber doors and plain overlights above. Set back from road with bridge over basement giving direct access to doorcases at road level. Bounded by rendered walls with wrought-iron railings over with rendered gate piers on ...	<i>An attractive terrace of modest houses which retain their early character and form. This terrace may have been built as a local authority scheme at the end of the nineteenth century, a period when many terraces of this type were built throughout Ireland. They remain a subtle and interesting feature on the streetscape of St Mary's Place to the northeast of Athlone town centre.</i>	15009024	Local



